

BRCA

BRITISH RADIO CAR ASSOCIATION

1/10th IC Circuit Section Handbook 2016



www.brca.org

ON YOUR MARKS,

GET SET, SUBSCRIBE!

GET RACER DELIVERED THROUGH YOUR DOOR AND SAVE UP TO

47%+ A FREE GIFT



**SUBSCRIBE TODAY - GET 12 ISSUES FOR £27
& GET THE BEGINNERS GUIDE TO RC CARS WORTH £11.95 FREE!!!**

www.rcracer.com



Follow us on Facebook
facebook.com/rcracermagazine

Follow us on Twitter
[@racermagazine](https://twitter.com/rcracermagazine)




01525 222573



www.adhpublishing.com



enquiries@adhpublishing.com



Contents

Chairman's Introduction	4
Section Officials and Contacts	5
How to use this Handbook	6
National Information and Dates	7
Construction Rules	10
Procedural Rules	14
Circuit Information	20

Chairman's Introduction

This booklet has been created by the 1/10th IC circuit section. It is useful for newcomers and seasonal campaigners alike, to have a handy rule book to hand.

It is the responsibility of every member and event organisers to familiarise themselves with the rules of our section.

In this book you will be able to find:

- **Construction rules-** This is where you will be able to find the rules that your car will have to meet to be able to participate.
- **Procedure rules-** This is basically how the national day is formatted.
- **Track information-** This is where you can find information on tracks facilities, camping and nearby hotels.
- **Calendar-** This is where you will find the dates for this year's event.

For the 2016 championship there will be 8 rounds with your best 6 rounds counting towards your championship position.

Please remember that to enter a BRCA sanctioned event you must be a fully paid up member of the association and your mechanics must also be BRCA members.

There will always be other drivers willing to offer help and assistance at our meetings to make our nationals enjoyable. We look forward to seeing you out on track at one of our nationals.

Matthew Cook- 1/10th IC Circuit Chairman

BRCA 1/10th IC Circuit Section Officials

Chairman: Matthew Cook
M: 07879498797 E: matt.cook@fsmail.net

Vice Chairman: Martin Thurston
M: 07814273611 E: thurston73@btinternet.com

Secretary: Jema Conolly
M: 07774 562188 E: jemadunks@yahoo.co.uk

Treasurer: James Conolly
M: 07902945212 E: conolly.james@yahoo.com

PRO: Peter Hellowell
M: 07587899806 E: peter.hellowell95@yahoo.com

EFRA Rep: Julie Thurston
M: 07414 701179 E: thurston73@btinternet.com

Safety Officer: Mark Hepworth
M: 07791 574578 E: custard_shate@hotmail.com

How to use this Section Handbook

This booklet is aimed at competitors or officials for the 1/10th IC Circuit class, enabling them to have the information required for the class at all times, however it should prove useful to all club racers too as we hope it will give the reader more information about our national series.

The information contained herein should be read in conjunction with the Association Handbook as the General Rules contained in the handbook apply to us all, at all events, and in any circumstances take precedent over sectional rules. It is every members responsibility to ensure they have read and understand – ask an executive official as appropriate for clarification if you don't – the general rules.

The application of the rules works thus:

The Association General Rules apply at all events we go to, including most club racing as we are all members of the association at all times, Sectional Rules (as in this book) apply at Nationals plus other events, e.g. regionals, as sanctioned by the section committee. Sectional rules do not apply at clubs, unless the clubs wish them too and it is entirely the clubs choice either way.

Changing a Rule

Every rule in this booklet and the Association Handbook was proposed and voted in by one of your fellow racers – none of the committees can simply 'make up' a rule. If you don't like a rule you can easily try and have it changed (though the first thought should be to find out the rationale of why one of your fellow racers proposed it in the first place perhaps?) If you're happy a rule needs changing get somebody else to agree with you – a seconder – and then write/email to one of the following people:-

Section Rule to be changed – Section Secretary – who will liaise with you to ensure it's then voted on at their section conference.

Association General Rule including the Constitution – Association Secretary - who will liaise with you to ensure it's voted upon at the Association annual general meeting.

You should endeavour to be at any meeting where a rule change, you have proposed, is taking place as it will be discussed, possibly amended, plus you'll almost certainly be asked to elaborate on it.

Summary

'The Rules' should be the easy bit of our sport, but they're not as we're all passionate about our sport and should want to have an input into how it's run, make sure you have your say, the Association works because people get involved and make a difference.

If you don't like how something is being done, you should offer to do it yourself, every Association official is a volunteer and they are doing a role because it needs doing. However it is as much your responsibility to do that task as it is theirs – just that they volunteered to do it before you had the opportunity to offer to do it better.

National Information and Dates

The BRCA 1/10th IC Circuit section is pleased to announced its calendar for the 2016 series.

This year's championship will be contested over 8 rounds at on road tracks with each driver's best 6 rounds counting towards there finial championship place. Back by popular demand is the two day British Open meeting which is run jointly with the 1/8th section and is a non point scoring round.

Calendar dates:

March 19-20 – Wombwell

April 9-10 – Cotswold

May 7-8 – Halifax

May 28-29 – Mendip

June 25-26 – Halifax

July 23-24 – Cotswold

September 17-18 – Adur

October 01-02 – Mendip

British open August 27-28 – Halifax

Race Classes:

The race classes will be the same as previous years with 200mm touring and 220gt. With the addition this year's of the 1/8th gt support class.

Race Entry:

To book into any of the events please book in via the Brca website. The race fee is £20 per event per class.

Saturday:

Is open practice with booking in at 1pm

Sunday:

Ten minute practise in heats to start Sunday (track dependent), followed by four rounds of qualifying with fastest time of the day setting the grid for the A-Z Finals for each class.

YMC racing

Exclusive UK suppliers for Mugen
On Road 1/8th & 1/10th Cars & spares

MUGEN SEIKI

Main distributors for

MECCA FUEL

THE CIRCUIT RAGER'S SOURCE

See us at National On-Road nitro meetings

contact
RC RACING TYRES

KO PROPO
NITRO PROPELLANT

ARC

LINK
REVTECH

RESBY
HOT RACE

O.S.
SPEED

Futaba

Schumacher



SHEPHERD
micro racing

Zen-Racing
The Aggregation of Marginal Gains

www.ymcracing.com

EMAIL: INFO@YMC RACING.COM PHONE: 01935-479361

YEOVIL MODEL CARS IS PART OF MIKE MANNING AUDIO

1/10th IC Circuit

Introduction

In the 1/10th IC Circuit section we race two different classes of nitro engine powered cars; 200mm touring and Sports GT. We race these cars at various on road venues around the UK for our national championship. The championship usually runs from March until October, consisting of 8 rounds with your best 6 results to count. Each round is run on a purpose built racing circuit.



When the national series isn't running, there are plenty of local race events happening at clubs all over the country, enabling you to race all year round. Our cars are powered by 2.1cc engines. We also use foam tyres for more grip and ultimately faster lap times. However on a wet or damp track it may be better to use rubber tyres. Therefore we have an open tyre choice for both our classes. You choose which to run to best suit the conditions. A correct tyre choice and you will find yourself flying up the timesheets, but a wrong one and you could drop a lot of places. It all adds to the excitement of our sections racing. As well as the various engine and tyre brands to choose from, there is also perhaps the most obvious decision of which car manufacturer to go with. There are a range of different brands available, all capable of being very competitive and giving you a great day's racing.

New for 2016 is a gt8 support class which will be a fun low cost add on to the series. These cars are 1/8th scale buggies converted to on road use with a gt shell.

Race Procedure

Our nationals are held over a weekend with Saturday being an optional practice day which starts at 9am and the track shuts at 6pm (track dependant). On the Sunday we have a drivers briefing at 8:30 to address any safety concerns and the time table for the day. After the briefing we then go into a round of practice in heat order consisting of 10 minutes of duration. Next up is four rounds of qualifying heats with a 2 minute warm up to enable you to get your engine up to temperature and your tyres bedded in which then rolls in to the 5 minute qualification heat. Your fastest round of qualifying will allocate your spot in the final. The finals are of 10 cars in each heat so the top ten go into the A final then the next ten will go into the B and so on. The finals range from a 20 minute C final, 25 minute B and up to a 45 minute A.

1/10th IC Circuit Construction Rules

1. CONSTRUCTION RULES

- 1.1 All cars must have a de-clutching device and have an operating brake capable of stopping the car and holding the car motionless with the engine running.
- 1.2 The front bumper must be fitted to the car to the same shape of the body shell and material as supplied in any standard kit car. The bumper must not protrude outside the body nor shall it be cut down beyond the shape of the body. It should be constructed as to minimise injury that may result from being hit by a car.
- 1.3 Any part of a car may be substituted during a race meeting except the chassis. The chassis may be changed with the approval of the Race Steward. The essence of this is that a car cannot be replaced or substituted once entered into a day's racing. If you are found to be changing chassis without permission, you will be disqualified from the meeting.
- 1.4 Gearboxes up to two-speed only shall be used in all classes.
- 1.5 Fully independent suspension will be allowed in all classes.
- 1.6 The engine must be fitted with an unmodified exhaust system from the BRCA approved list.
- 1.7 Fuel tank, fuel tube, and any external fuel filters are not to exceed a total capacity of 75CL, and no loose inserts in the tank are allowed. It is up to the driver to check that they do not infringe this rule prior to racing. If the car's total capacity is found to be above this figure the driver will be disqualified from that heat or final.
- 1.8 All wheels/tyres are not to protrude outside of the body shell.
- 1.9 All types of tyre additives are prohibited from use in all classes anybody wilfully found using additives will be disqualified from the day's racing.
- 1.10 An air intake silencer (e.g. approved INS box) must be fitted to the carburettor air-intake of all engines, with no internal modifications except for a 3mm hole at the base of the unit to allow water to drain.
- 1.11 All entrants in 1/10th IC National events must use a personal transponder compatible with the electronic race control equipment.
- 1.12 The engines for both classes may be of any configuration and construction with front rotary valve two-stroke air-cooled induction type, with standard 1/4 UNF or conical (turbo) glow plugs permitted.
- 1.13 No form of forced induction or any form of variable port timing is allowed. One additional gap or slit in the bottom (or skirt) of the piston is allowed. Additional slits or holes in the liner are allowed as long as they do not extend beyond the top of the piston when it is at the lowest point of the stroke. For the purposes of this rule, a hole is defined as being an aperture completely surrounded by material. Engine internal modifications are allowed as long as they are within the parameters of rule.
- 1.14 Fuel may only contain Methanol, Oil/Lubricant and Nitro-Methane with maximum 16% nitro methane content. Verifying this fuel will be done using a floater called

Nitromax 16, which is commercially available.

Any driver using fuel found to be illegal will be disqualified from the race in question. If a driver is found to use illegal fuel on a second time at the same meeting he or she will be disqualified from the meeting.

- 1.15 All measurements referred to in these sections are minimum or maximum values. All measurements for the motor dimensions are to be considered with 2 digits behind the decimal point, all other measurements 1 digit behind the decimal point. Measurements must be within their maximum or minimum values under all circumstances.
- 1.16 Minimum weight limits in both classes shall include a personal transponder and the tank be empty of fuel. If the weight is found to be under the minimum weight, the driver will be disqualified from the heat of final.

2 SPORTS GT CLASS TECHNICAL RULES

2.1 ENGINES

Maximum engine capacity of 0.15 cu in (2.5cc) allowed.

2.2 WEIGHT LIMITS

Cars must weigh a minimum of 1700grams.

2.3 CHASSIS/BODY DIMENSIONS

Wheelbase - 280mm maximum

Overall length (incl. Wing) - 490mm maximum

Overall width (with body) - 250mm maximum

2.4 BODYSHELLS

Body shells are to be 1/10th scale type GT. The body will have a closed cockpit with front windscreen and side windows. All windows must remain transparent. No open cockpit bodies are allowed, shells must be commercially available. No performance aids or additional spoilers are to be fitted to the bodies apart from one rear wing or as supplied as part of the body. If the meeting is declared 'wet' the body shell may have additional water proofing aids made of a flexible material added/fixed inside the shell only.

2.5 WINGS

Rear wing	Cord	Width	End plate
	55mm	233mm	55mm x 25mm

2.6 TYRES AND RIMS

All dimensions in mm.

	Max dia	Max width
Front wheels	51mm	33mm
Rear wheels	51mm	51mm
Front tyres	75mm	33mm
Rear tyres	80mm	51mm

NB. A tolerance of a further 1.0mm is allowed for tyre and wheel width.

3 200MM TECHNICAL RULES

3.1 ENGINES

Maximum engine capacity of 0.12 cu in (2.11cc) is allowed with maximum of four (4) ports including the exhaust port. The carburettor shall have a maximum throat diameter of 5.50 mm.

3.2 WEIGHT

Cars must weigh a minimum of 1650grams.

3.3 CAR DIMENSIONS

	Minimum (mm)	Maximum (mm)
Wheel base	230.00	270.00
Width without body	170.00	200.00
Length inc body and wing	360.00	460.00
Height to the top of the roof measured with a 10mm spacer under the chassis plate on level.	120.0	175.00
Wing cord inc gurney strip (if fitted)		55.00
Side dams: width		50.00
Side dams: height		35.00
Wing overhang (at rear)		10.00

3.4 BODIES

200mm Touring Class any commercially available body shell intended for 200mm 'Touring cars' is allowed, provided the engine is contained within the body shell, and it satisfies the dimensions in rule 3.3. The rear of the body may not be cut higher than 50.00mm measured with a 10.0mm spacer under the chassis plate on a level.

The body must be made from a flexible material and be painted properly including the wing. All windows must remain clear or be semi-transparent.

Details of all front and rear lights, grills, air intakes and windows must be clearly contrasted from the surrounding paintwork.

No parts of the car except the muffler outlet may protrude outside of the body shell when viewed from above.

No parts of the car except the antenna, body posts and transponder may protrude outside of the body shell when viewed from the side.

If the meeting is declared 'wet' the body shell may have additional water proofing aids made of a flexible material added/fixed inside the shell only.

3.5 CUT OUTS

One cooling hole in the front windscreen, max 50.0mm diameter.

A hole is allowed directly above the engine cooling head for glow plug access with a max diameter of 35.0mm.

A refuelling hole may be cut in the roof, max diameter 50.0mm; the centre of this hole must be the centre of the fuel filler cap viewed from above. Note cooling hole in front windscreen and re-fuelling hole may not be combined. Minimum distance between holes of 5.0mm.

Both front side windows and the rear window can be removed for ventilation. The

rear side windows must remain intact.

Small holes can be made for the body posts, transponder, carburettor adjustment and radio antenna, max 10.0mm.

The hole for the exhaust pipe must be of reasonable size. No other holes are permitted.

3.6 WINGS AND SPOILERS

One wing and one spoiler may be mounted to any car (if the original full size car had more it is allowed to do the same). Wings and spoiler must be made from a flexible material. Wing and spoiler may not be fixed to the body with piano wire. It must be mounted to the body directly. Wing and spoiler must not protrude outside the maximum height and width of the body (including side dams). The height of the wing may be adjusted but the wing including side dams must not extend higher than the roofline.

Rear wings must be mounted in the same place as was intended by the body manufacturer. The overhang must not exceed 10mm at the furthest point to be measured from the most rear point of the body. Side dams may be fitted but must be a reasonable representation of those fitted to the original car. They must fit in a rectangle with the measurements defined above in 3.3 and must not project above the height of the roofline. Wings (excluding side dams) are to be of single moulded construction (no flat packs/bend your own).

Any Gurney strip (if fitted) must not exceed the width of the wing. The Gurney strip must not have an edge more than 5mm high.

3.7 BUMPER

The front bumper must follow the body contour and must be constructed so as to minimise injury that may result from being hit by a car. The bumper must be made from foam rubber or a flexible plastic material.

3.8 AERIAL

The aerial must be flexible. Carbon, metal etc. aerials are not allowed.

3.9 TYRES

Tyres must be black except for writing on the sidewalls. Foam and/or rubber tyres can be used. Treatment of the tyres with additives is prohibited. Anyone found to be using additives will be disqualified from the meeting and have a one year ban from the section. Wheels must be fixed by a screw or nut.

Quick – change wheel systems are not allowed. No automatic systems to change the wheels allowed (just manpower).

3.10 TRANSMISSION

4wd and 2wd cars can be used without any technical restriction. The use of separate front wheel brakes except through the transmission is not allowed. Locking of one way bearing is allowed.

3.11 ROLL BARS

Roll bars (roll-over bars) on Touring Car classes must be kept under the body.

3.12 DRIVER AIDS

It is not allowed to use any electronic device for traction and/or braking control.

1/10th IC Circuit Procedural Rules

1 PROCEDURES

- 1.1 Races will be called BRCA 1/10th I.C. Circuit
- 1.2 A ten minute practice run for all competitors before the start of qualification in heat order at Race Director's discretion.
- 1.3 Where possible four rounds of heats will be run. This will be at the Race Director's discretion. Heats will be of five minutes duration.
- 1.4 Heats will be started using a rolling, staggered start.
- 1.5 Cars are assumed to be running before the start in the 'warm-up' period between heats. The drivers will be warned of the start of the race 1 minute and again 30 seconds before the start.
- 1.6 A car's race time will start the first time that car crosses the timing loop after the start has been signalled. The car's race time must only be started by the car's transponder unless it has not completed a full lap when the race time clock is at 30 seconds, at which point all un-started clocks will start.
- 1.7 After failure to make the start or on any re-starts during a heat the car must enter the track from the pit lane exit.
- 1.8 Heats in qualifying will comprise 10 cars where possible. If this produces a 'first heat' with so few cars that marshal provision for the next race is impractical, all heats will be adjusted in size so as to produce an even number of cars in all heats.
- 1.9 Support class will run alongside the main 2 nationals series this will be called 1/8th gt.

2. SERIES POINTS

- 2.1 Finals: The winner of the A Final will receive 100 points, 2nd place in the A Final will receive 99 points and so on down to 10th place in the J final who will receive 1 point. All further drivers will receive 1 point. Only drivers who complete at least one lap will be awarded their points for the Final.
- 2.2 The driver who achieves the fastest time in qualifying (FTD) will be awarded one extra point.
- 2.3 In the event of a points tie, the winner will be decided on count back. The competitor with the most event wins will be victorious, if this leaves them still tied, the competitors' highest points scores will be compared, then the next highest, then the next etc. until one competitor emerges with a better result. If all results are identical a tie will be declared.
- 2.4 If finals cannot be run due to extreme weather, points will be awarded on qualifying positions.

3. FINALS

- 3.1. Echelon or Grid starts will be used for all finals in BRCA 1/10th IC Circuit events.
- 3.2. Finals in all classes will be A-Z type format with qualifying by FTQ.
- 3.3. The A final will be of 45 minutes duration, at the Section Committee's discretion..
- 3.4. The B final would be of 25-minute duration and all other finals will be 20-minute duration.
- 3.5. Cars must cross the finishing line under their own power to be counted.
- 3.6. Note. The duration of the finals may be subject to variation on the day as decided by the committee members in attendance.
- 3.7. In addition to Drivers and Marshals, all Mechanics must have a current BRCA License.
- 3.8. In wet weather conditions the meeting will continue as normal and will not be cancelled unless extreme problems arise.
- 3.9. All cars are to join the circuit from the Pit Lane at all times, except for the start of the final, which will be from the designated starting grid. If a car fails to start from its designated grid position, then a stop and go penalty will be applied unless car has started from pit lane. Should a car leave the circuit for any reason, and rejoin the track in such a way as to gain an advantage, the competitor will receive a 'stop and go' penalty at the Race Official's discretion.
- 3.10. All cars must be re-fuelled behind the Pit Lane Board during Qualifying and Finals at all circuits.

4. SAFETY

- 4.1 All Motor Sport, even Model Car Racing, is potentially dangerous. Competitors MUST consider the safety of Marshals, Spectators, and other drivers at all times. Pay particular attention to the presence of Marshals and pitmen within the track area, particularly during warm-up before the start of a qualifying heat or final.
- 4.2 Marshals must consider their own safety above the need to retrieve a stranded car. Do not step out into the track without checking it is clear. Take great care when moving to or from your Marshal point between heats. Stay behind any protective shields/fencing provided at your Marshal point unless you need to marshal a car.
- 4.3. Competitors must take note of safety announcements from the Race Director during the drivers briefing and at other times. Race Control will attempt to warn you if marshals are on the track, but be alert at all times to the possible presence of marshals on the racing line.
- 4.4. The Race Director or the Safety Officer will stop all racing if lightning is seen in the area. Racing will be suspended until such time that the Safety Officer gives clearance to continue. Any part completed races will be re-run at the discretion of the Race Director.
- 4.5. Under no circumstances will anyone under the age of 16 years old be allowed into

the track area, with the exception of the Pit Lane. Any driver under 16, who has entered the race meeting, MUST provide a substitute marshal. If a driver cannot provide a substitute marshal, then they must report it to the race organiser/Steward.

- 4.6. All drivers and pit persons must supply and wear a yellow high visibility vests at all times within the track area.

5. GENERAL

- 5.1. All interference claims and any protests must be referred to the Steward. The Race Director, in consultation with the Steward will agree any subsequent action. All direct approaches to the Race Director or Timekeeper will be ignored.

- 5.2. Any driver claiming interference must switch off and see the Steward WHILE THE RACE IS STILL IN PROGRESS.

The Steward will use the following guidelines.

To ensure continuity no qualifying heat will be stopped unless the Steward is satisfied that two or more drivers have detectable interference.

The Steward will aim to provide each competitor with TWO heats free from extraneous interference.

The Steward will check interference possibilities with all drivers before the start of Finals and these races will not be stopped unless the Steward and the Race Director are satisfied that on site interference is occurring. A driver claiming interference must switch off and report to the Steward immediately.

- 5.3. At the discretion of the Race Director, any competitor found with equipment causing on site interference will be disqualified.

- 5.4. The Steward and Race Director will also monitor driving standards and competitors behaviour. They have the following penalties for use at their discretion; 1 A Verbal warning which will be announced over the PA. 2 Stop and go penalty (in the stop go box), 3 A 5 second Stop and go (in the stop go box), 4 A one lap penalty and or disqualification. A fifth offence the Steward or Race Director will disqualify the driver from the days racing. The Steward or Race Director may disqualify without warning where they considers the infringement or misbehaviour to warrant such a penalty. As a guide line to the drivers the following driving standards are expected: Slower cars are to give way to the faster cars and drivers of the slower cars should call his attention while moving off line. Any deliberate collisions from behind with an on line car at a corner (T-BONING) will be regarded as unacceptable practice.

- 5.5 Any driver not fulfilling their marshalling obligations during qualifying will be penalised by a 10 second penalty at the race director's discretion. Drivers, who fail to marshal their final without notifying the Race Director, will lose their highest score for the series for the current year. Drivers must arrange for a BRCA licensed member who is a competent person as a substitute if they are unable to marshal for any reason.

- 5.6 Unless Race Director considers special needs apply.

- 5.7 Drivers to marshal the heat following the one in which they raced, except for the last heat drivers who will marshal heat one.

- 5.8 Drivers of the last final will marshal for the first final.

- 5.9 All other finalists will marshal the final following the one in which they have raced.

- 5.10. Marshals are to retrieve inoperative cars from the track and leave them for collection by the mechanics only. Where a car stops on the infield then the marshal is to retrieve the car and place it on the outside of the track at the nearest point without crossing the track as appropriate.
- 5.11. Mechanics are only allowed to retrieve their cars from the track by walking around the track to the appropriate marshal point. They are not allowed to cross over the track when the race is in progress or during warm up. If a car stops inside the track the marshals will be the only people allowed to retrieve the car and place it on the nearest point on the external part of the track. Any mechanics found crossing the track will have their driver appropriately penalized as felt fit by the Race Director.
- 5.12. Only one mechanic per car, plus the driver, is allowed to attend the car in the pit lane at any time. More than one mechanic will cause the driver to lose their fastest time of the day, or receive last place points in their final. Repeated offences will cause the driver to be disqualified from the day's meeting. The only other people allowed in the pits will be officials and BRCA 1/10 IC committee members.
- 5.13. Where a driver wishes to appeal against a decision made against them, they alone must appeal to the Race Steward within 10 minutes of the end of the last final. An adult may represent any driver under the age of 16. The committee's decision on the day will be final.
- 5.14. At the completion of each race, a random selection of cars may be scrutineered to check their compliance with the construction rules.
- 5.15. A BRCA Section Officer or the Race Steward may inspect any entrant's car at any appropriate time to cover any or all, applicable specifications. It is the driver's responsibility to make sure his/her car is within the specifications at all times.
- 5.16. Rules must be applied as they are printed in the BRCA Handbook. Where a Section Rule conflicts with BRCA General Rules, the section rule will be removed from the regulations.
- 5.17. Up to two drivers per heat to do scrutineering and not marshal the next heat after their race. No driver under sixteen to do this task. These Drivers cannot fail a car but must call the Chief Scrutineer or a BRCA Official to make sure the car has failed.
- 5.18. A liquid of a sugary kind will be sprayed on to the track at the start of the weekend

6. RACE ENTRIES

- 6.1 Post-dated cheques are not considered to be 'payment in advance'.
- 6.2 Entries will only be accepted when made via BRCA website up to 21.00hrs on the Thursday preceding each event. No postal/email/telephone entries will be accepted.
- 6.3 Any entries received after 21:00 on the Thursday preceding each event will be considered 'on the day' entries and will only be accepted if space is available. 'On the day' entries will incur a £5 surcharge. No entries will be accepted after 'Drivers Briefing' has been called.
- 6.4 The Committee has the authority to amend any rule during the season if circumstances indicate that the rule is detrimental to the section, with the agreement of the majority of the drivers.

7. INTERNATIONAL TEAM SELECTION

7.1. The British team for future European or World Championships is to be selected by the committee. Preference will be given to drivers who have competed in the national series from the previous year.

8. RADIO CONTROL EQUIPMENT

8.1 It is the responsibility of ALL drivers to ensure that their equipment does not cause interference to others.

8.2 Drivers must be able to provide a total of at least four alternative frequencies and they must be legal as specified in the BRCA handbook.

8.3 Under no circumstances shall a transmitter be taken on to the track.

8.4 The Race Director must approve all frequency changes.

8.5 Where frequencies conflict in the finals, the fastest qualifier shall choose providing it is possible for the slower qualifiers to change to the available frequency.

GT8 IC Circuit Support Class

The aims of this class are to provide a realistic and cost effective class of racing using commercially available 4wd kits and economically priced engines.

These rules have been formulated to allow the racing of the GT8 class of cars and if necessary, may be modified or supplemented during the course of the racing season at the discretion of the committee.

1. All cars must be a reasonable likeness of a full size GT racing car.

2. All cars must have a de-clutching device and must have brakes capable of holding the car motionless with the engine running.

3. Any part of the car may be changed during the course of the race except the chassis, which may only be changed by permission of the committee.

4. Engine/Filters/Silencers.

Engine capacity shall not exceed .21 except in the case of RTR pull start engines which may not exceed .28, and all may not have more than 5 ports. Engines must be fitted with an approved INS box type air filter, modifications to INS boxes will only be allowed for wet weather use (a maximum 3mm hole drainage hole in the base) .

Engines must be fitted with a suitable silencer/muffler, preferably one made by the same manufacturer as the engine being used, all exhaust outlets must point horizontally or below, and must be able to meet EFRA approved noise levels for racing purposes.

5. Fuel System.

Fuel tank capacity (including tank and any or all fuel pipes/filters) shall not exceed 150cc. Fuel used shall have a maximum of 16% by volume of nitro methane, and all fuels shall only contain Methanol/nitro methane and lubricating oil.

6. Tyres and Wheels

Tyres and wheels used must only be of commercially available types, made for GT8 type cars, and must be of rubber slick or treaded type (foam type tyres must not be used).

7. Drive system and weight

All cars must be of shaft drive construction (no belt drive systems to be used) and must be 4WD.

Minimum weight of the car with everything included (except fuel) shall be no less than 3500 grams.

8. Body shells/Wings.

All bodies used must be of reasonable likeness of a full size GT racing car, must not be modified by adding aerodynamic aids or parts not originally supplied by the manufacturer, unless for specific strengthening with materials of a similar type (no metal to be used).

A rear wing may be used on the car, were possible the one supplied with the body, if this is not suitable another one may be used, but maximum width shall be no greater than 300mm, chord shall be a maximum (including a gurney flap if used) of be no more than 65mm, and height shall be no more than 200mm measured with a 30mm spacer placed under the chassis.

Holes in the body shell shall be limited to fuel tank and needle valve access, a hole of maximum 60mm (6sq.cms.) may be cut into the front windscreen for cooling purposes, also the side windows maybe cut or removed to aid cooling or refuelling.

An original plastic or foam bumper must be used at all times fitted on the front of the cars chassis.

Note

These construction/operating rules have been formulated for racing of the GT8 class at BRCA sanctioned race meetings and may differ in some ways to rules used in other countries or organizations. If you decide to race outside of the UK or at a GP you may need to alter your car to suit other rules in force. These rules or composed on the pretext that ("if it does say you can, you cannot").If you need clarification or interpretation of any rule please ask the committee.

And finally, above all, "HAVE FUN".

Wombwell



Track Location

Address:

Sports Stadium,
Station road,
Wombwell,
S73 0BJ

Co-ordination:

53.525965, -1.397169

Website:

[www.wombwelllarge
scalechampionship.co.uk](http://www.wombwelllarge
scalechampionship.co.uk)

Track Facilities

Pitting:

Hard standing or grass area
available for gazebo and tables.

Toilets:

Ladies, Gents and Disabled.

Camping:

Available through the club.

Catering:

Not Available.

Hotels

Premier Inn:

Barnsley: Meadow Gate, Valley Park, Wombwell, Barnsley, S73 0UN

Travelodge:

Barnsley: Stairfoot Roundabout, Doncaster Road, Barnsley, S70 3PE

Holiday Inn:

Rotherham: Express Park, Manvers Way, Wath upon Dearne,
Rotherham, S63 7EQ

Name
Nom
氏名

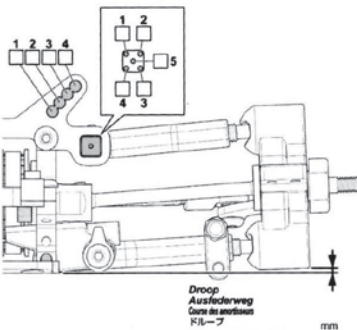
Date
Datum
Date
日付

Track
Strecke
Plate
サーキット

Event
Veranstaltung
Événement
イベント

Track Condition
Streckenstatus
Conditions de piste
路面状況

Front
Vorne
Avant
フロント



Front Diff
Vordere Differential
Diff. avant
フロントデフ

Tread
Profil
Bande de roulement
全幅

Shocks
Dämpfer
Amortisseurs
ショック

Wheel Hubs
Radnabe
Moyeu
ホイールハブ

Ride Height
Bodenfreiheit
Garde au sol
車高

Oil wt.
Ölviskosität
Grade huile
オイル番号

Wheel Spacer
Scheibe
Espaceur
ホイールスペーサー

Camber Angle
Sturz
Angle de carrossage
キャンバー角

Piston
Kolbenplatte
Piston
ピストン

Toe Angle
Vorspur
Angle de placement
トー角

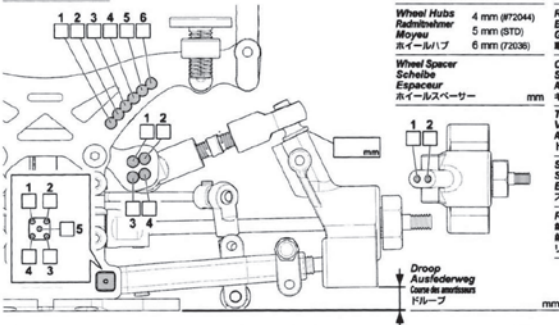
Sway Bar
Stabilisator
Barre antiroulis
スタビライザー

Bladder
Dampfenmembran
Coussinets
ブラダ

Spring
Federn
Resorts
スプリング

Notes
Notizen
Notes
メモ

Rear
Hinten
Arrière
リア



Rear Diff
Hintere Differential
Différentiel arrière
リアデフ

Tread
Profil
Bande de roulement
全幅

Shocks
Dämpfer
Amortisseurs
ショック

Wheel Hubs
Radnabe
Moyeu
ホイールハブ

Ride Height
Bodenfreiheit
Garde au sol
車高

Oil wt.
Ölviskosität
Grade huile
オイル番号

Wheel Spacer
Scheibe
Espaceur
ホイールスペーサー

Camber Angle
Sturz
Angle de carrossage
キャンバー角

Piston
Kolbenplatte
Piston
ピストン

Toe Angle
Vorspur
Angle de placement
トー角

Sway Bar
Stabilisator
Barre antiroulis
スタビライザー

Bladder
Dampfenmembran
Coussinets
ブラダ

Spring
Federn
Resorts
スプリング

Rear Wheel Base
軸
軸長
リアホイールベース

Rear Wheel Base
軸
軸長
リアホイールベース

Notes
Notizen
Notes
メモ

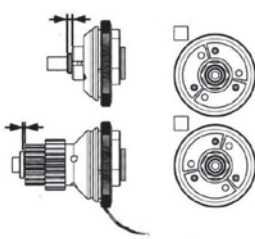
Clutch Shoes
Kupplungsbacke
Masselots d'embrayage
クラッチシュー

Clutch Spring
Kupplungsfeder
Ressort d'embrayage
クラッチスプリング

Adjust Nut
Einstellmutter
Ecrou de réglage
アジャストナット

Gap
Lücke
Espacement
クリアランス

Notes
Notizen
Notes
メモ



Engine
Motor
Moteur
エンジン

Spur gear
Hauptzahnrad
Couronne
スパーギア

Pinion gear
Ritzel
Pignon
ピニオンギア

Body
Karosserie
Carrosserie
ボディ

Tires
Reifen
Pneus
タイヤ

Front
Vorne
Avant
フロント

Rear
Hinten
Arrière
リア

Brand
Hersteller
Marque
使用タイヤ


Compound
Mischung
Gomme
コンパوند

Tire Diameter
Reifenmesser
Diamètre es pneus
タイヤ径

Notes
Notizen
Notes
メモ

Brand	Front	Rear
Hersteller	Vorne	Hinten
Marque	Avant	Arrière
使用タイヤ	フロント	リア
Compound		
Mischung		
Gomme		
コンパウンド		
Tire Diameter		
Reifenmesser		
Diamètre es pneus		
タイヤ径	mm	mm
Notes		
Notizen		
Notes		
メモ		

Cotswolds



Track Location

Address:

Cotswold Airport ,
GL7 6BA

Co-ordinance:

51.671715, -2.060703

Website:

<http://cotswoldmcc.co.uk/>

Track Facilities

Pitting:

Limited covered pitting area and
grass area for gazebos.

Toilets:

Ladies, Gents and Disabled.

Camping:

Must be pre-booked with club on
their website.

Catering:

There is a burger van on site
doing hot drinks and hot food

Hotels

Premier Inn:

Swindon North: Broad Bush, Blunsdon, Swindon,
Wiltshire SN26 8DJ

Travelodge:

Cirencester: Hare Bushes, Burford Road,
Cirencester, GL75HB

Holiday Inn:

Swindon: Frankland Road, Blagrove, Swindon, SN58UD

Name
Nom
氏名

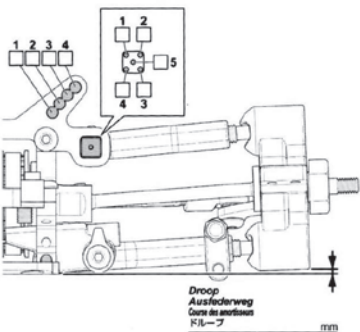
Date
Datum
Date
日付

Track
Strecke
Plate
サーキット

Event
Veranstaltung
Événement
イベント

Track Condition
Streckenstatus
Conditions de piste
路面状況

Front
Vorne
Avant
フロント



Front Diff Vordere Differential Diff. avant フロントデフ	Diff # Spool One-way
Wheel Hubs Radnabe Moyeu ホイールハブ	4 mm (#72044) 5 mm (STD) 6 mm (72036)

Wheel Spacer Scheibe Espaceur ホイールスペーサー	mm
---	----

Tread Profil Bande de roulement 全幅	mm
Ride Height Bodenfreiheit Garde au sol 車高	mm

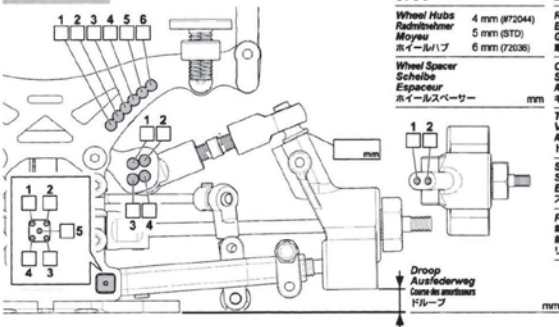
Camber Angle Sturz Angle de carrossage キャンバー角	0G 1G	*
---	----------	---

Toe Angle Vorspur Angle de placement トー角	*
--	---

Sway Bar Stabilisator Barre antiroulis スタビライザー	mm
--	----

Shocks Dämpfer Amortisseurs ショック	
Oil wt. Ölviskosität Grade huile オイル番号	
Piston Kolbenplatte Piston ピストン	mm 1 2 3 Holes
Bladder Dampfenmembran Coussinets ブラダ	
Spring Federn Resorts スプリング	
Notes Notizen Notes メモ	

Rear
Hinten
Arrière
リア



Rear Diff Hintere Differential リアデフ	Diff # Spool One-way
Wheel Hubs Radnabe Moyeu ホイールハブ	4 mm (#72044) 5 mm (STD) 6 mm (72036)

Wheel Spacer Scheibe Espaceur ホイールスペーサー	mm
---	----

Tread Profil Bande de roulement 全幅	mm
Ride Height Bodenfreiheit Garde au sol 車高	mm

Camber Angle Sturz Angle de carrossage キャンバー角	0G 1G	*
---	----------	---

Toe Angle Vorspur Angle de placement トー角	*
--	---

Sway Bar Stabilisator Barre antiroulis スタビライザー	1.7 1.9 2.1 2.3	mm
--	--------------------	----

Rear Wheel Base 軸 #	Short Long
----------------------------------	---------------

Shocks Dämpfer Amortisseurs ショック	
Oil wt. Ölviskosität Grade huile オイル番号	
Piston Kolbenplatte Piston ピストン	mm 1 2 3 Holes
Bladder Dampfenmembran Coussinets ブラダ	
Spring Federn Resorts スプリング	
Notes Notizen Notes メモ	

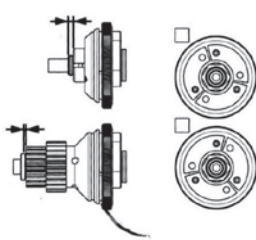
Clutch Shoes
Kupplungsbacke
Masselots d'embrayage
クラッチシュー

Clutch Spring
Kupplungsfeder
Ressort d'embrayage
クラッチスプリング

Adjust Nut
Einstellmutter
écrou de réglage
アジャストナット

Gap
Lücke
Espacement
クリアランス

Notes
Notizen
Notes
メモ



Engine
Motor
Moteur
エンジン

Spur gear
Hauptzahnrad
Couronne
スパーギア

Pinion gear
Ritzel
Pignon
ピニオンギア

Body
Karosserie
Carrosserie
ボディ

Tires
Reifen
Pneus
タイヤ

Front
Vorne
Avant
フロント

Rear
Hinten
Arrière
リア

Brand
Hersteller
Marque
使用タイヤ

Compound
Mischung
Gomme
コンパوند

Tire Diameter
Rollenmesser
Diamètre es pneus
タイヤ径

Notes
Notizen
Notes
メモ

	mm	mm
	mm	mm

Halifax



Track Location

Address:

Stainland Road, Halifax,
HX4 8LS

Co-ordination:

53.691914,-1.851749

Website:

<http://halifaxtrack.co.uk/>

Track Facilities

Pitting:

Under cover with benches provided. Compressed air available.

Toilets:

Ladies, Gents and Disabled.

Camping:

Available through the club.

Catering:

Cafe on site hot and cold drinks and hot food available.

Hotels

Premier Inn:

Halifax South: Salterhebble Hill, Huddersfield Road,
Halifax, HX3 0QT

Travelodge:

Halifax: Gate 9 Dean Clough Industrial Park,
Halifax, HX3 5AY

Holiday Inn:

Brighouse: Clifton Village, Brighouse, HD6 4HW

Name
Name
氏名

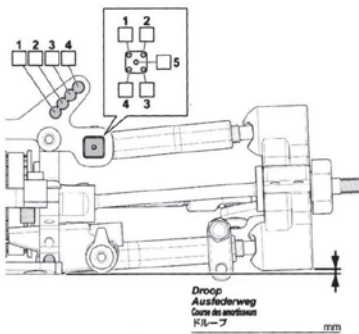
Date
Datum
日付

Track
Strecke
Plate
サーキット

Event
Veranstaltung
Événement
イベント

Track Condition
Streckenstatus
Conditions de piste
路面状況

Front
Vorne
Avant
フロント

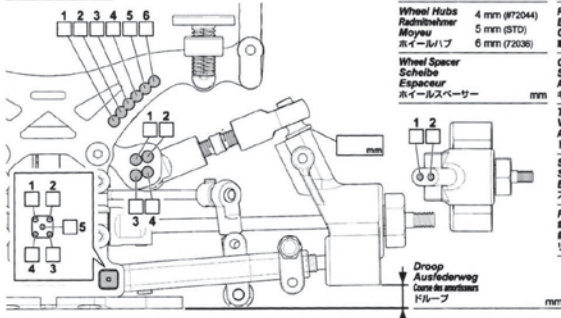


Front Diff Vorderes Differential Diff. avant フロントデフ	Diff # Spool One-way	
Wheel Hubs Radnabe Moyeu ホイールハブ	4 mm (Ø72044) 5 mm (STD) 6 mm (72036)	
Wheel Spacer Scheibe Espaceur ホイールスペーサー	mm	

Tread Profil Bande de roulement 全幅	mm	
Ride Height Bodenfreiheit Garde au sol 車高	mm	
Camber Angle Sturz Angle de carrossage キャンバー角	0G 1G	*
Toe Angle Vorspur Angle de placement トー角		*
Sway Bar Stabilisator Barre antiroulis スタビライザー		

Shocks Dämpfer Amortisseurs シヨック	
Oil wt. Ölviskosität Grade huile オイル番号	
Piston Kolbenplatte Platon ピストン	mm 1 2 3 Holes
Bladder Dampfenmembran Coussinets ブラダ	
Spring Federn Resorts スプリング	
Notes Notizen Notes メモ	

Rear
Hinten
Arrière
リア



Rear Diff Hinters Differential リアデフ	
Wheel Hubs Radnabe Moyeu ホイールハブ	4 mm (Ø72044) 5 mm (STD) 6 mm (72036)
Wheel Spacer Scheibe Espaceur ホイールスペーサー	mm

Tread Profil Bande de roulement 全幅	mm	
Ride Height Bodenfreiheit Garde au sol 車高	mm	
Camber Angle Sturz Angle de carrossage キャンバー角	0G 1G	*
Toe Angle Vorspur Angle de placement トー角		*
Sway Bar Stabilisator Barre antiroulis スタビライザー	1.7 1.9 2.1 2.3	mm
Rear Wheel Base 軸距 リアホイールベース	Short Long	

Shocks Dämpfer Amortisseurs シヨック	
Oil wt. Ölviskosität Grade huile オイル番号	
Piston Kolbenplatte Platon ピストン	mm 1 2 3 Holes
Bladder Dampfenmembran Coussinets ブラダ	
Spring Federn Resorts スプリング	
Notes Notizen Notes メモ	

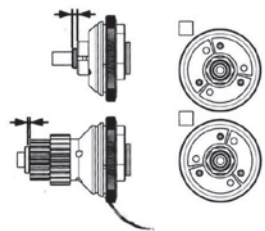
Clutch Shoes
Kupplungsbacke
Masselots d'embrayage
クラッチシュー

Clutch Spring
Kupplungsfeder
Ressort d'embrayage
クラッチスプリング

Adjust Nut
Einstellmutter
écrou de réglage
アジャストナット

Gap
Lücke
Espacement
クリアランス

Notes
Notizen
Notes
メモ



Engine
Motor
Moteur
エンジン

Spur gear
Hauptzahnrad
Couronne
スパーギア

Pinion gear
Ritzel
Pignon
ピニオンギア

Body
Karosserie
Carrosserie
ボディ

Tires
Reifen
Pneus
タイヤ

Front
Vorne
Avant
フロント

Rear
Hinten
Arrière
リア

Brand
Hersteller
Marque
使用タイヤ

Compound
Mischung
Gomme
コンパウンド

Tire Diameter
Reifenmesser
Diamètre es pneus
タイヤ径

Notes
Notizen
Notes
メモ

Mendip Raceway



Track Location

Address:

Accommodation Road
Bleadon
Weston-super-Mare,
North Somerset
BS24 0AP

Co-ordinance:

51.306549,-2.969967

Website:

www.mendiprceway.co.uk

Track Facilities

Pitting:

Undercover pit benches available.
Compressed air available.

Toilets:

Ladies and Gents

Camping:

Must be pre-booked
through club's website.

Catering:

On site cafe doing hot and cold
drinks and hot food available.

Hotels

Premier Inn:

Lympsham: Bridgewater Road, Lympsham,
Weston-super-Mare, BS24 0BP

Travelodge:

Bridgwater M5: M5 Service Area, Huntworth Business Park, TA6 6TS

Holiday Inn:

Bristol Airport: A38 Bridgewater Road, Cowslip Green,
Bristol, BS40 5RB

Name
Nom
氏名

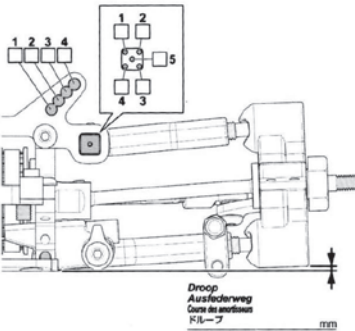
Date
Datum
Date
日付

Track
Strecke
Plate
サーキット

Event
Veranstaltung
Événement
イベント

Track Condition
Streckenstatus
Conditions de piste
路面状況

Front
Vorne
Avant
フロント



Front Diff
Vordere Differential
Diff. avant
フロントディフ

Tread
Profil
Bande de roulement
全幅

Wheel Hubs
Radnabe
Moyeu
ホイールハブ

Ride Height
Bodenfreiheit
Garde au sol
車高

Wheel Spacer
Scheibe
Espaceur
ホイールスペーサー

Camber Angle
Sturz
Angle de carrossage
キャンバー角

Toe Angle
Vorspur
Angle de placement
トー角

Sway Bar
Stabilisator
Barre antiroulis
スタビライザー

Drop
Ausfederweg
Cone de amortisseurs
ドループ

Rear Wheel Base
軸
リヤホイールベース

Shocks
Dämpfer
Amortisseurs
ショック

Oil wt.
Ölviskosität
Grade huile
オイル番号

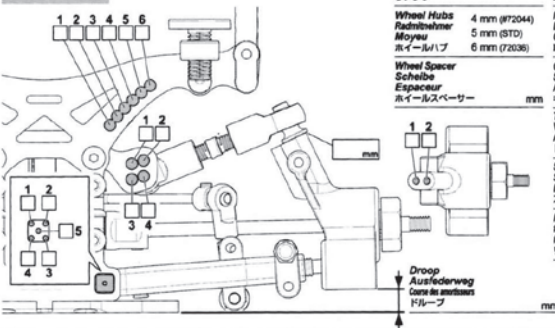
Piston
Kolbenplatte
Piston
ピストン

Bladder
Dämpfmembran
Coussinets
ブラダ

Spring
Federn
Resorts
スプリング

Notes
Notizen
Notes
メモ

Rear
Hinten
Arrière
リア



Rear Diff
Hintere Differential
Differential arrière
リアディフ

Tread
Profil
Bande de roulement
全幅

Wheel Hubs
Radnabe
Moyeu
ホイールハブ

Ride Height
Bodenfreiheit
Garde au sol
車高

Wheel Spacer
Scheibe
Espaceur
ホイールスペーサー

Camber Angle
Sturz
Angle de carrossage
キャンバー角

Toe Angle
Vorspur
Angle de placement
トー角

Sway Bar
Stabilisator
Barre antiroulis
スタビライザー

Drop
Ausfederweg
Cone de amortisseurs
ドループ

Rear Wheel Base
軸
リヤホイールベース

Shocks
Dämpfer
Amortisseurs
ショック

Oil wt.
Ölviskosität
Grade huile
オイル番号

Piston
Kolbenplatte
Piston
ピストン

Bladder
Dämpfmembran
Coussinets
ブラダ

Spring
Federn
Resorts
スプリング

Notes
Notizen
Notes
メモ

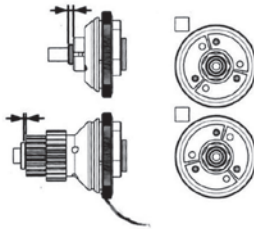
Clutch Shoes
Kupplungsbacke
Masselots d'embrayage
クラッチシュー

Clutch Spring
Kupplungsfeder
Ressort d'embrayage
クラッチスプリング

Adjust Nut
Einstellmutter
Ecrou de réglage
アジャストナット

Gap
Lücke
Espacement
クリアランス

Notes
Notizen
Notes
メモ



Engine
Motor
Moteur
エンジン

Spur gear
Hauptzahnrad
Couronne
スパーギア

Pinion gear
Ritzel
Pignon
ピニオンギア

Body
Karosserie
Carrosserie
ボディ

Tires
Reifen
Pneus
タイヤ

Front
Vorne
Avant
フロント

Rear
Hinten
Arrière
リア

Brand
Hersteller
Marque
使用タイヤ

Compound
Mischung
Gomme
コンパوند

Tire Diameter
Reifenmesser
Diamètre es pneus
タイヤ径

Notes
Notizen
Notes
メモ

mm	mm	mm
----	----	----

--	--	--

Adur



Track Location

Address:

Adur Recreation Ground
Shoreham-by-Sea,
West Sussex,
BN43 5LT

Co-ordination:

50.832477, -0.285229

Website:

www.adurrc.org

Track Facilities

Pitting:

Grass area for gazebo
and tables.

Toilets:

Ladies and Gents.

Camping:

Available through the club.

Catering:

Hot drinks and hot food available.

Hotels

Premier Inn:

Littlehampton Hotel: Roundstone Lane, East Preston,
West Sussex BN16 1EB.

Travelodge:

Worthing Seafront: 86-95 Marine Parade, Worthing, BN11 3QD

Holiday Inn:

Brighton Seafront: Kings Road 137, Brighton, BN1 2JF.

Name
Nom
氏名

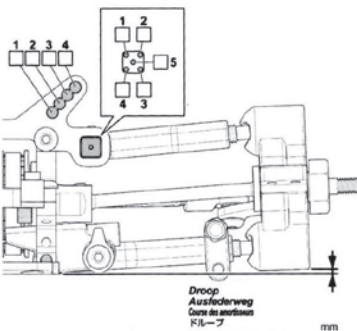
Date
Datum
Date
日付

Track
Strecke
Plate
サーキット

Event
Veranstaltung
Événement
イベント

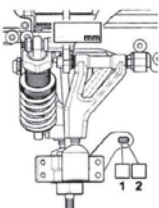
Track Condition
Streckenstatus
Conditions de piste
路面状況

Front
Vorne
Avant
フロント



Front Diff Vordere Differential Diff. avant フロントデフ	Diff # Spool One-way	
Wheel Hubs Radnabe Moyeu ホイールハブ	4 mm (Ø72044) 5 mm (STD) 6 mm (72036)	

Wheel Spacer Scheibe Espaceur ホイールスペーサー	mm	
--	----	--

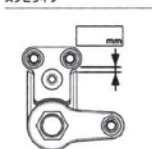


Tread Profil Bande de roulement 全幅	mm
Ride Height Bodenfreiheit Garde au sol 車高	mm

Camber Angle Sturz Angle de carrossage キャンバー角	0G 1G	*
--	----------	---

Toe Angle Vorspur Angle de placement トー角	*
---	---

Sway Bar Stabilisator Barre antiroulis スタビライザー	
---	--



Shocks
Dämpfer
Amortisseurs
ショック

Oil wt. Ölviskosität Grade huile オイル番号	
---	--

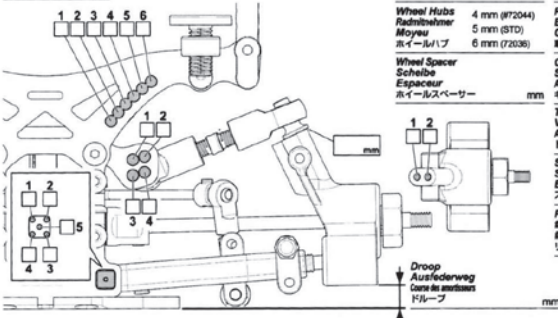
Piston Kolbenplatte Piston ピストン	mm	1 2 3 Holes
--	----	-------------

Bladder Dampfenmembran Coussinets ブラダ	
--	--

Spring Federn Resorts スプリング	
--------------------------------------	--

Notes Notizen メモ	
------------------------	--

Rear
Hinten
Arrière
リア



Rear Diff Hintere Differential リアデフ	
Wheel Hubs Radnabe Moyeu ホイールハブ	4 mm (Ø72044) 5 mm (STD) 6 mm (72036)

Wheel Spacer Scheibe Espaceur ホイールスペーサー	mm	
--	----	--



Tread Profil Bande de roulement 全幅	mm
Ride Height Bodenfreiheit Garde au sol 車高	mm

Camber Angle Sturz Angle de carrossage キャンバー角	0G 1G	*
--	----------	---

Toe Angle Vorspur Angle de placement トー角	*
---	---

Sway Bar Stabilisator Barre antiroulis スタビライザー	1.7 1.9 2.1 2.3	mm
---	--------------------	----

Rear Wheel Base 軸距 リアホイールベース	Short Long
------------------------------------	---------------

Shocks
Dämpfer
Amortisseurs
ショック

Oil wt. Ölviskosität Grade huile オイル番号	
---	--

Piston Kolbenplatte Piston ピストン	mm	1 2 3 Holes
--	----	-------------

Bladder Dampfenmembran Coussinets ブラダ	
--	--

Spring Federn Resorts スプリング	
--------------------------------------	--

Notes Notizen メモ	
------------------------	--

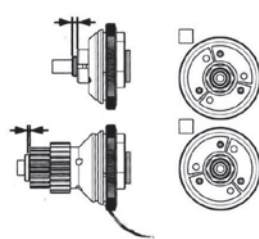
Clutch Shoes
Kupplungsbacke
Masselots d'embrayage
クラッチシュー

Clutch Spring
Kupplungsfeder
Ressort d'embrayage
クラッチスプリング

Adjust Nut
Einstellmutter
écrou de réglage
アジャストナット

Gap
Lücke
Espacement
クリアランス

Notes
Notizen
メモ



Engine
Motor
Moteur
エンジン

Spur gear
Hauptzahnrad
Couronne
スパーギア

Pinion gear
Ritzel
Pignon
ピニオンギア

Body
Karosserie
Carrosserie
ボディ



Tires
Reifen
Pneus
タイヤ

Front
Vorne
Avant
フロント

Rear
Hinten
Arrière
リア

Brand
Hersteller
Marque
使用タイヤ

Compound
Mischung
Gomme
コンパوند

Tire Diameter
Reifenmesser
Diamètre es pneus
タイヤ径

Notes
Notizen
メモ

	mm	mm



RACE-WINNING RESPONSE + WORLD CLASS FEATURES



NEW
Spektrum™
DX4R PRO
4-Channel
DSMR™
Transmitter

The lightweight Spektrum™ DX4R PRO delivers the same championship-winning response as the DX3R PRO*, but with the extra range and signal security of frequency-agile DSMR™ technology. To this robust foundation it adds programming and ergonomic features that have been shaped by some of the best racers in the world.

INCLUDES TWO SPEKTRUM
RECEIVERS FOR THE PRICE OF ONE
SR2000 Micro Race Receiver and a FREE
SR410 Sport Receiver



Spektrum products are available from all good modelshops. For details of your nearest dealer look on our website horizonhobby.co.uk, contact us by telephone: 44(0)1279 641097, or by email: sales@horizonhobby.co.uk.

Visit us at WWW.HORIZONHOBBY.CO.UK