



BRCA

BRITISH RADIO CAR ASSOCIATION

www.brca.org

10th IC CIRCUIT SECTION

Handbook 2020



Precious Washers

We've got you covered

Service specialists (and sales)
of pressure washers,
vacuum cleaners and
floor cleaning equipment

**Nilfisk
ALTO**

works for you

Authorised
Distributor

**RAINBOW
SERVICE**

All makes and brands serviced
Over 95% on-site first time fix
No call out charge
Spares available ex stock

Pressure Washers

Vacuum Cleaners

Floor Cleaning

Precious Washers Stafford Ltd
Unit 24 Wolseley Court
Staffordshire Technology Park
Stafford, ST18 0GA
Tel: 01785227722
www.preciouswashers.co.uk



Nilfisk
trusted since 1906

Integrated Professional Cleaning



IPC Portotecnica

CONTENTS

How To Use This Handbook	4
Chairman's Introduction	5
Committee & Contacts	6
2020 Calendar	7
1/10 th IC Circuit	8
Club Information	
Cotswolds	10
Wombwell	12
Mendip Raceway	14
Brookland	16
Colchester	18
Halifax	20
Construction & Procedural Rules	22



HOW TO USE THIS HANDBOOK

This booklet is aimed at competitors or officials for the 1/10th IC Circuit class, enabling them to have the information required for the class at all times, however it should prove useful to all club racers too as we hope it will give the reader more information about our National series.

The information contained herein should be read in conjunction with the Association Handbook as the General Rules contained in the handbook apply to us all, at all events and in any circumstances take precedent over sectional rules. It is every member's responsibility to ensure they have read and understand the General Rules. Ask an executive official as appropriate for clarification if necessary.

The application of the rules works thus:

The Association General Rules apply at all events we go to, including most club racing as we are all members of the association at all times, Sectional Rules (as in this book) apply at Nationals plus other events, e.g. regionals, as sanctioned by the section committee. Sectional rules do not apply at clubs, unless the clubs wish them too and it is entirely the club's choice either way.

Changing a rule

Every rule in this booklet and the Association Handbook was proposed and voted in by one of your fellow racers - none of the committees can simply 'make up' a rule. If you don't like a rule you can easily try and have it changed (though the first thought should be to find out the rationale of why one of your fellow racers proposed it in the first place perhaps?) If you're happy a rule needs changing get somebody else to agree with you - a seconder - and then write/email to one of the following people:-

Section Rule to be changed - Section Secretary - who will liaise with you to ensure it's then voted on at their section conference.

Association General Rule including the Constitution - Association Secretary - who will liaise with you to ensure it's voted upon at the Association Annual General Meeting.

You should endeavour to be at any meeting where a rule change, you have proposed, is taking place as it will be discussed, possibly amended, plus you'll almost certainly be asked to elaborate on it.

Summary

'The Rules' should be the easy bit of our sport, but they're not as we're all passionate about our sport and should want to have an input into how it's run, make sure you have your say, the Association works because people get involved and make a difference.

If you don't like how something is being done, you should offer to do it yourself, every Association official is a volunteer and they are doing a role because it needs doing. However, it is as much your responsibility to do that task as it is theirs - just that they volunteered to do it before you had the opportunity to offer to do it better.

BRCA 10th IC Circuit Section Handbook 2020
© BRCA 2016-2020
All rights reserved

Registered address:
BRCA c/o, 7 Buck Lane,
Hough, Crewe
Cheshire, CW2 5JP

The BRCA's consent must be obtained before any part of this publication may be reproduced in any form whatsoever, including photocopying and information retrieval systems.

CHAIRMAN'S INTRODUCTION

Welcome to your new 2020
10th IC Circuit handbook.

This booklet has been created by the 1/10th IC circuit section. It is both useful for newcomers and seasoned campaigners alike.

It is the responsibility of every member and event organisers to familiarise themselves with the rules of our section.

In this book you will be able to find:

- **Construction rules** - This is where you will be able to find the rules that your car will have to meet to be able to participate.
- **Procedure rules** - This is basically how the national days are formatted.
- **Track information** - This is where you can find information on tracks facilities, camping and nearby hotels.
- **Calendar** - This is where you will find the dates for this year's events.

For the 2020 championship there will be 6 rounds with your best 5 rounds counting towards your championship position. **There will also be a two day GP event with the 1/8th section. This will be a totally separate meeting from the national events and does not count for Championship points.**

Please remember that to enter a BRCA sanctioned event you must be a fully paid up member of the association and your mechanics must also be BRCA members.

This year again we will run four National Championships. 200mm, 220GT, GT8 Nitro & GT8 Electric.

There will always be people always willing to offer help and assistance at our meetings, so don't be afraid to ask any questions you may have.

We look forward to seeing you at one of our meetings.

Bob Harley

1/10th IC Circuit Chairman



COMMITTEE & CONTACTS

BOB HARLEY

Chairman

10ic.chair@brca.org

JEMA DUNKS-CONOLLY

Vice Chairman

10ic.vicechair@brca.org

NICK SPATLEY

Secretary

10ic.secretary@brca.org

MURIEL RUSSELL

Treasurer

10ic.treasurer@brca.org

MATT COOK

Chief Scrutineer

10ic.chscrutineer@brca.org

JAMES CONOLLY

PRO

10ic.pro@brca.org

PETER COOK

Assistant Scrutineer

10ic.assscrutineer@brca.org

PAUL DEWSNAPP

Entries Secretary

10ic.entsec@brca.org

JOHN RUSSELL

EFRA Rep

vicechair@brca.org

MEL HARTILL

Safety Officer

10ic.sofficer@brca.org

IAN HARTILL

Assistant Safety Officer

10ic.asofficer@brca.org



2020 CALENDAR

The BRCA 1/10th IC Circuit section is pleased to announce its calendar for the 2020 series.

This year's championship will be contested over 6 rounds at on road tracks with each driver's best 5 rounds counting towards their final championship place.

1/10th IC CIRCUIT & 1/8th GT

Date		Venue
26th April	Round 1	Cotswold
17th May	Round 2	Wombwell
31st June	GP Event	Mendip
14th June	Round 3	Brookland
19th July	Round 4	Colchester
16th August	Round 5	Mendip
15th September	Round 6	Halifax

Race Classes:

200mm touring, 220GT, GT8 Nitro and GT8 Electric

Race Entry:

To book into any of the events please book in via the BRCA website. The race fee is £20 per event per class, payable when entering online. Entries close at 21.00hrs on the Tuesday prior to the meeting, entries after that may be subject to a £5 late entry fee. Juniors will pay a proportion of the Entry Fee.

Saturday:

Is open & timed practice.

Sunday:

Six minutes practice in heats to start Sunday (track dependent), followed by four rounds of qualifying with fastest time of the day setting the grid for the A-Z Finals for each class.

1/10th IC CIRCUIT

Introduction

In the 1/10th IC Circuit section we race two different classes of nitro engine powered cars; 200mm touring and 220 GT. We race these cars at various on road venues around the UK for our national championship. The championship runs from April until September, consisting of 6 rounds with your best 5 results to count. Each round is run on a purpose built racing circuit.

When the national series isn't running, there are plenty of local race events happening at clubs all over the country, enabling you to race all year round. Our cars are powered by 2.1cc engines. We also use foam tyres for more grip and ultimately faster lap times. However, on a wet or damp track it may be better to use rubber tyres. Therefore, we have an open tyre choice for both our classes. You choose which to run to best suit the conditions. A correct tyre choice and you will find yourself flying up the timesheets but a wrong one and you could drop a lot of places. It all adds to the excitement of our sections racing. As well as the various engine and tyre brands to choose from, there is also perhaps the most obvious decision of which car manufacturer to go with. There are a range of different brands available, all capable of being very competitive and giving you a great day's racing.

Two GT8 classes will be run alongside this year. These cars are 1/8th scale buggies converted for on road use with a GT shell, powered by Nitro Engines or Electric Motor.

Race Procedure

Our nationals are held over a weekend with Saturday being an optional practice day which starts at 9am and the track shuts at 6pm (track dependent). On the Sunday we have a drivers briefing at 8:30 to address any safety concerns and the time table for the day. After the briefing we then go into a round of practice in heat order of 6 minutes of duration.

Next up is four rounds of qualifying heats with a 2 minute warm up to enable you to get your engine up to temperature and your tyres bedded in which then rolls into the qualification heats. Your fastest round of qualifying will allocate your spot in the final. The finals are normally of 10 cars in each, so the top ten go into the 30 minute A Final then the next ten will go into the B and so on. All other finals will be 25 minutes long.





COTSWOLDS

Address

Cotswold Model Car Club
Hanger/Woodside, Haresdown Hill, Kemble
Cotswold Airport, Cirencester GL7 6BA

Website

www.cotswoldmcc.co.uk

Contact

secretary.cotswoldmcc@gmail.com

Pitting

Fully covered pitting area with benches, tables and mains electric. Compressor in pitting area. The rostrum is covered.

Camping

Must be pre-booked with club on their website. Available Saturday night £5 tent, £10 caravan

Catering

There are facilities trackside. Hot and cold food and drink are also served at the onsite AV8 restaurant



RACING RADIO-CONTROLLED MODEL CARS AT COTSWOLD AIRPORT, NEAR CIRENCESTER, UK.

FACILITIES FOR 2018 INCLUDE

- Covered drivers rostrum
- Covered pits with tables and electric
- Toilets and shower facilities
- Camping during race weekends

We host National events and club days throughout the Summer, for many scale classes, both Electric and IC powered vehicles. Club memberships allow extra access to our track facilities on non race days. For more information please visit us online or on our facebook page for up to date information and race dates.

2018 Club memberships available online at www.cotswoldmcc.co.uk

 [CotswoldModelCarClub](https://www.facebook.com/CotswoldModelCarClub)



Name
Nom
氏名

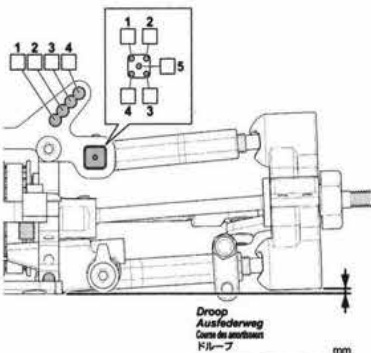
Date
Datum
日付

Track
Strecke
Piste
サーキット

Event
Veranstaltung
Événement
イベント

Track Condition
Streckenzustand
Conditions de piste
路面状況

Front
Vorne
Avant
フロント



Droop
Ausfederweg
Course de serraison
ドループ

mm

Front Diff
Vordere Differential
Diff. avant
フロントダフ

Diff #
Spool
Sonde de roulement
全備

Wheel Hubs
Radnabe
Moyeu
ホイールハブ

Ride Height
Bodenfreiheit
Garde au sol
車高

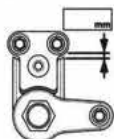
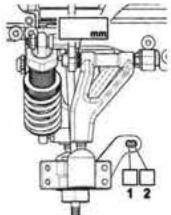
Wheel Spacer
Scheibe
Espaceur
ホイールスペーサー

Camber Angle
Sturz
Angle de carrossage
キャンバー角

Toe Angle
Vorspur
Angle de placement
トー角

Sway Bar
Stabilisator
Barre antiroulis
スタビライザー

mm



Shocks
Dämpfer
Amortisseurs
ショック

Oil wt.
Ölviskosität
Grade huile
オイル番号

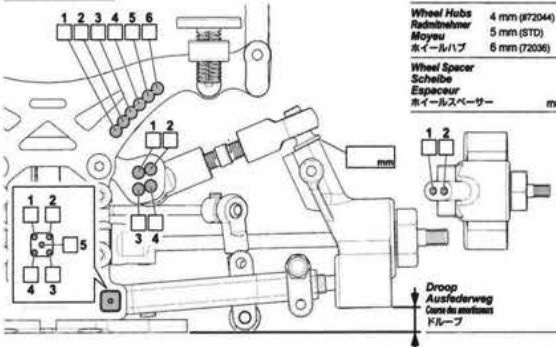
Piston
Kolbenplatte
Piston
ピストン

Bladder
Dampfmembran
Coupelle
ブラダー

Spring
Feder
Ressorts
スプリング

Notes
Notizen
Notes
メモ

Rear
Hinten
Arrière
リア



Rear Diff
Hintere Differential
Differential arrière
リアダフ

Tread
Profil
Bande de roulement
全備

Wheel Hubs
Radnabe
Moyeu
ホイールハブ

Ride Height
Bodenfreiheit
Garde au sol
車高

Wheel Spacer
Scheibe
Espaceur
ホイールスペーサー

Camber Angle
Sturz
Angle de carrossage
キャンバー角

Toe Angle
Vorspur
Angle de placement
トー角

Sway Bar
Stabilisator
Barre antiroulis
スタビライザー

Rear Wheel Base

リアホイールベース

Short
Long

Droop
Ausfederweg
Course de serraison
ドループ

mm

Shocks
Dämpfer
Amortisseurs
ショック

Oil wt.
Ölviskosität
Grade huile
オイル番号

Piston
Kolbenplatte
Piston
ピストン

Bladder
Dampfmembran
Coupelle
ブラダー

Spring
Feder
Ressorts
スプリング

Notes
Notizen
Notes
メモ

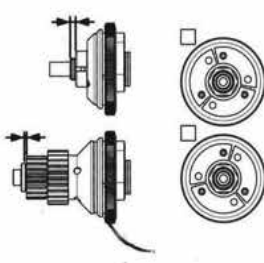
Clutch Shoes
Kupplungsbacke
Massons d'embrayage
クラッチシュー

Clutch Spring
Kupplungsfeder
Resort d'embrayage
クラッチスプリング

Adjust Nut
Einstellmutter
Ecrou de réglage
アジャストナット

Gap
Lücke
Espacement
クリアランス

Notes
Notizen
Notes
メモ



Engine
Motor
Moteur
エンジン

Spur gear
Hauptzahnrad
Couronne
スパーギア

Pinion gear
Ritzel
Pignon
ピニオンギア

Body
Karosserie
Carrosserie
ボディ

Tires
Reifen
Pneus
タイヤ

Front
Vorne
Avant
フロント

Rear
Hinten
Arrière
リア

Brand
Hersteller
Marque
使用タイヤ

Compound
Mischung
Gomme
コンパウンド

Tire Diameter
Reifendurchmesser
Diamètre es pneu
タイヤ径

Notes
Notizen
Notes
メモ

mm

mm

WOMBWELL

Address

Wombwell Radio Control Kart Club
Sports Stadium, Station Road, Wombwell
S73 0BJ

Website

www.wombwelllargescalechampionship.co.uk

Contact

trevorkersey@hotmail.co.uk

Pitting

Hard standing or grass area available for gazebo and tables. Facilities are shared with South Yorkshire Karting Club with strict operating rules to adhere too. Rostrum is fully covered.

Toilets

Ladies, Gents and Disabled.

Camping

Available through the club for £7.00 per night.

Catering

Not Available.

Places to Stay

Premier Inn: Barnsley, S73 0UN

Travelodge: Barnsley, S70 3PE

Holiday Inn: Rotherham, S63 7EQ



Name
Nom
氏名

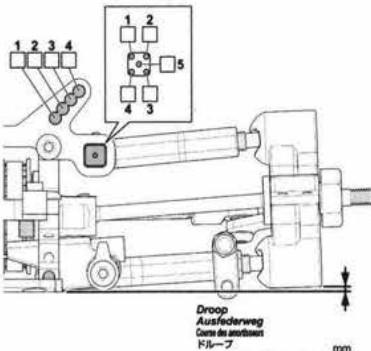
Date
Datum
日付

Track
Strecke
Piste
サーキット

Event
Veranstaltung
Événement
イベント

Track Condition
Streckenzustand
Conditions de piste
路面状況

Front
Vorne
Avant
フロント



Front Diff
Vordere Differential
Diff. avant
フロントダフ

Tread
Profil
Bande de roulement
全幅

Wheel Hubs
Radnabe
Moyeu
ホイールハブ

Ride Height
Bodenfreiheit
Garde au sol
懸高

Wheel Spacer
Scheibe
Espaceur
ホイールスペーサー

Camber Angle
Sturz
Angle de carrossage
キャンバー角

Toe Angle
Vorspur
Angle de placement
トー角

Sway Bar
Stabilisator
Barre antiroulis
スタビライザー

Shocks
Dämpfer
Amortisseurs
ショック

Oil wt.
Ölviskosität
Grade huile
オイル番号

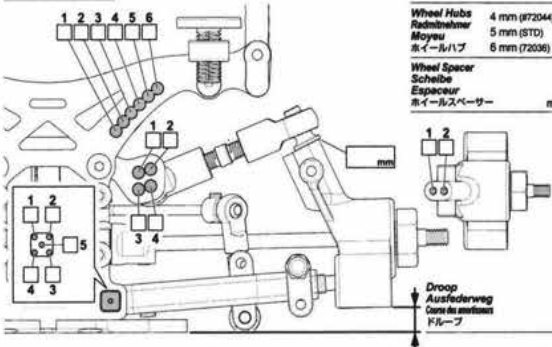
Piston
Kolbenplatte
Piston
ピストン

Bladder
Dampfmembran
Couplette
ブラダー

Spring
Feder
Ressorts
スプリング

Notes
Notizen
Notes
メモ

Rear
Hinten
Arrière
リア



Rear Diff
Hintere Differential
Differential arrière
リアダフ

Tread
Profil
Bande de roulement
全幅

Wheel Hubs
Radnabe
Moyeu
ホイールハブ

Ride Height
Bodenfreiheit
Garde au sol
懸高

Wheel Spacer
Scheibe
Espaceur
ホイールスペーサー

Camber Angle
Sturz
Angle de carrossage
キャンバー角

Toe Angle
Vorspur
Angle de placement
トー角

Sway Bar
Stabilisator
Barre antiroulis
スタビライザー

Shocks
Dämpfer
Amortisseurs
ショック

Oil wt.
Ölviskosität
Grade huile
オイル番号

Piston
Kolbenplatte
Piston
ピストン

Bladder
Dampfmembran
Couplette
ブラダー

Spring
Feder
Ressorts
スプリング

Notes
Notizen
Notes
メモ

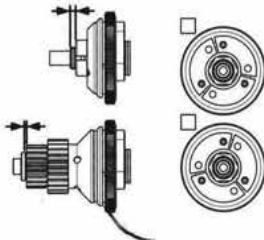
Clutch Shoes
Kupplungsbacke
Massons d'embrayage
クラッチシュー

Clutch Spring
Kupplungsfeder
Resort d'embrayage
クラッチスプリング

Adjust Nut
Einstellmutter
Ecrou de réglage
アジャストナット

Gap
Lücke
Espacement
クリアランス

Notes
Notizen
Notes
メモ



Engine
Motor
Moteur
エンジン

Spur gear
Hauptzahnrad
Couronne
スパーギア

Pinion gear
Ritzel
Pignon
ピニオンギア

Body
Karosserie
Carrosserie
ボディ

Tires
Reifen
Pneus
タイヤ

Front
Vorne
Avant
フロント

Rear
Hinten
Arrière
リア

Brand
Hersteller
Marque
使用タイヤ

Compound
Mischung
Gomme
コンパウンド

Tire Diameter
Reifendurchmesser
Diamètre es pneu
タイヤ径

Notes
Notizen
Notes
メモ

MENDIP RACEWAY

Address

Mendip Rc Raceway
Accommodation Road, Bleadon
Weston-super-Mare, North Somerset BS24 0AP

Website

www.mendiprcraceway.co.uk

Contact

info@mendiprcraceway.co.uk

Pitting

Undercover pit benches available.
Compressed air available

Toilets

Ladies and Gents

Camping

Must be pre-booked through club's website

Catering

On site cafe serving hot and cold drinks and hot food is normally available

Places to Stay

Premier Inn: Lympsham, BS24 0BP

Travelodge: Bridgwater M5, TA6 6TSY

Holiday Inn: Bristol Airport, BS40 5RB

Track Site Directions

Follow Accommodation Road for a few hundred metres. The track entrance is on your right.



Name
Name
氏名

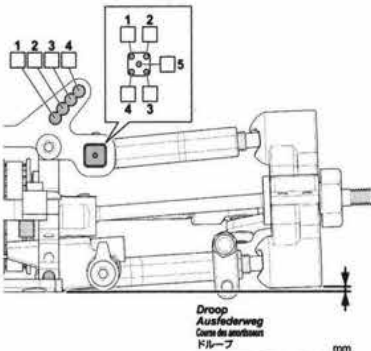
Date
Datum
日付

Track
Strecke
Plate
サーキット

Event
Veranstaltung
Événement
イベント

Track Condition
Streckenzustand
Conditions de piste
路面状況

Front
Vorne
Avant
フロント



Droop
Ausfederweg
Course de serraison
ドループ

mm

Front Diff
Vordere Differential
Diff. avant
フロントダフ

Diff #
Spool
Sonde de roulement
全備

Wheel Hubs
Radnabe
Moyeu
ホイールハブ

Ride Height
Bodenfreiheit
Garde au sol
懸高

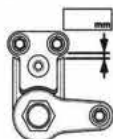
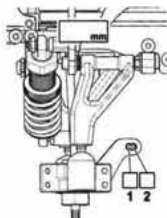
Wheel Spacer
Scheibe
Espaceur
ホイールスペーサー

Camber Angle
Sturz
Angle de carrossage
キャンバー角

Toe Angle
Vorspur
Angle de pincement
トー角

Sway Bar
Stabilisator
Barre antiroulis
スタビライザー

mm



Shocks
Dämpfer
Amortisseurs
ショック

Oil wt.
Ölviskosität
Grade huile
オイル番号

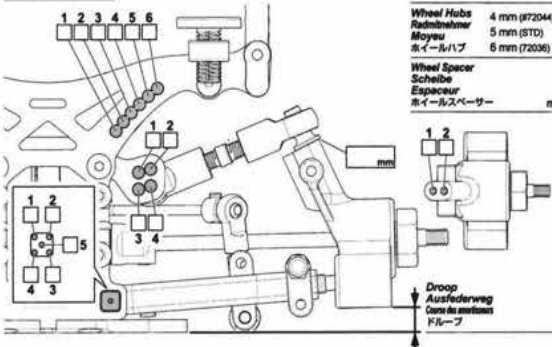
Piston
Kolbenplatte
Piston
ピストン

Bladder
Dämpfmembran
Couplette
ブラダー

Spring
Federn
Resorts
スプリング

Notes
Notizen
Notes
メモ

Rear
Hinten
Arrière
リア



Rear Diff
Hintere Differential
Differential arrière
リアダフ

Tread
Profil
Bande de roulement
全備

Wheel Hubs
Radnabe
Moyeu
ホイールハブ

Ride Height
Bodenfreiheit
Garde au sol
懸高

Wheel Spacer
Scheibe
Espaceur
ホイールスペーサー

Camber Angle
Sturz
Angle de carrossage
キャンバー角

Toe Angle
Vorspur
Angle de pincement
トー角

Sway Bar
Stabilisator
Barre antiroulis
スタビライザー

Rear Wheel Base

リアホイールベース

mm

Droop
Ausfederweg
Course de serraison
ドループ

Short
Long

mm

Shocks
Dämpfer
Amortisseurs
ショック

Oil wt.
Ölviskosität
Grade huile
オイル番号

Piston
Kolbenplatte
Piston
ピストン

Bladder
Dämpfmembran
Couplette
ブラダー

Spring
Federn
Resorts
スプリング

Notes
Notizen
Notes
メモ

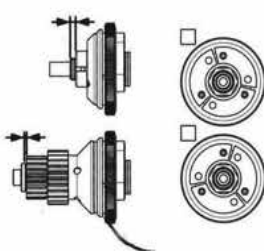
Clutch Shoes
Kupplungsbacke
Massons d'embrayage
クラッチシュー

Clutch Spring
Kupplungsfeder
Resort d'embrayage
クラッチスプリング

Adjust Nut
Einstellmutter
Ecrou de réglage
アジャストナット

Gap
Lücke
Espacement
クリアランス

Notes
Notizen
Notes
メモ



Engine
Motor
Moteur
エンジン

Spur gear
Hauptzahnrad
Couronne
スパーギア

Pinion gear
Ritzel
Pignon
ピニオンギア

Body
Karosserie
Carrosserie
ボディ

Tires
Reifen
Pneus
タイヤ

Front
Vorne
Avant
フロント

Rear
Hinten
Arrière
リア

Brand
Hersteller
Marque
使用タイヤ

Compound
Mischung
Gomme
コンパウンド

Tire Diameter
Reifendurchmesser
Diamètre es pneu
タイヤ径

Notes
Notizen
Notes
メモ

mm

mm

mm

mm

BROOKLAND

Address

Brookland Raceway
Romney Marsh
Kent TN29 9TF

Website

www.southeastrccc.co.uk

Contact

markgrant@radiocontrolracing.co.uk

Pitting

Covered pits with electric, fully covered rostrum.

Toilets

Ladies, Gents and Disabled.

Camping

Check with club.

Catering

Check with club.

Places to Stay

Premier Inn: Ashford, TN24 0GN

Travelodge: Ashford, TN24 4BN

Track Site Directions

At junction 10 of the M20, take the A2070/A292 exit to Ashford/Hastings

1. At the roundabout, take the 1st exit onto Bad Munstereifel Rd/A2070. Go through 1 roundabout
2. Take the A2070 ramp to Hastings/Lydd Airport/Hamstreet
3. At the roundabout, take the 2nd exit onto A2070. Go through 1 roundabout
4. At the roundabout, take the 2nd exit onto Straight Ln/A259
Continue to follow A259 Go through 1 roundabout
5. Turn right
6. Turn left Restricted usage road



Name
Nom
氏名

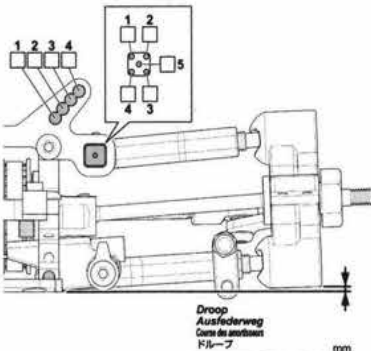
Date
Datum
日付

Track
Strecke
Piste
サーキット

Event
Veranstaltung
Événement
イベント

Track Condition
Streckenzustand
Conditions de piste
路面状況

Front
Vorne
Avant
フロント



Droop
Ausfederweg
Course de serraison
ドループ

mm

Front Diff
Vordere Differential
Diff. avant
フロントダフ

Diff #
Spool
Sonde de roulement
全備

Wheel Hubs
Radnabe
Moyeu
ホイールハブ

Ride Height
Bodenfreiheit
Garde au sol
駆高

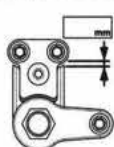
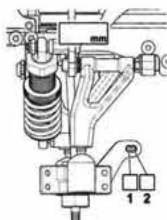
Wheel Spacer
Scheibe
Espaceur
ホイールスペーサー

Camber Angle
Sturz
Angle de carrossage
キャンバー角

Toe Angle
Vorspur
Angle de placement
トー角

Sway Bar
Stabilisator
Barre antiroulis
スタビライザー

mm



Shocks
Dämpfer
Amortisseurs
ショック

Oil wt.
Ölviskosität
Grade huile
オイル番号

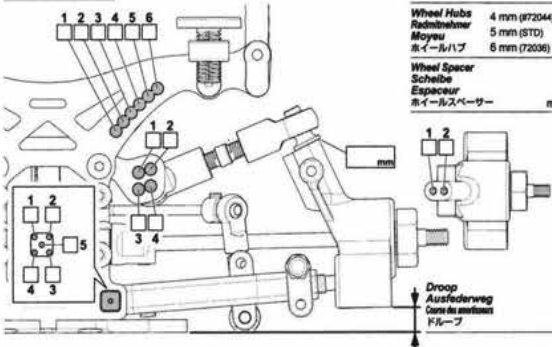
Piston
Kolbenplatte
Piston
ピストン

Bladder
Dampfmembran
Couplette
ブラダー

Spring
Feder
Ressorts
スプリング

Notes
Notizen
Notes
メモ

Rear
Hinten
Arrière
リア



Rear Diff
Hintere Differential
Differential arrière
リアダフ

Tread
Profil
Bande de roulement
全備

Wheel Hubs
Radnabe
Moyeu
ホイールハブ

Ride Height
Bodenfreiheit
Garde au sol
駆高

Wheel Spacer
Scheibe
Espaceur
ホイールスペーサー

Camber Angle
Sturz
Angle de carrossage
キャンバー角

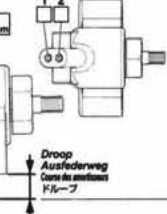
Toe Angle
Vorspur
Angle de placement
トー角

Sway Bar
Stabilisator
Barre antiroulis
スタビライザー

Rear Wheel Base

リアホイールベース

mm



Droop
Ausfederweg
Course de serraison
ドループ

mm

Shocks
Dämpfer
Amortisseurs
ショック

Oil wt.
Ölviskosität
Grade huile
オイル番号

Piston
Kolbenplatte
Piston
ピストン

Bladder
Dampfmembran
Couplette
ブラダー

Spring
Feder
Ressorts
スプリング

Notes
Notizen
Notes
メモ

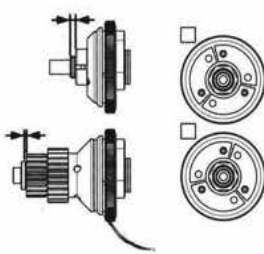
Clutch Shoes
Kupplungsbacke
Massons d'embrayage
クラッチシュー

Clutch Spring
Kupplungsfeder
Resort d'embrayage
クラッチスプリング

Adjust Nut
Einstellmutter
Ecrou de réglage
アジャストナット

Gap
Lücke
Espacement
クリアランス

Notes
Notizen
Notes
メモ



Engine
Motor
Moteur
エンジン

Spur gear
Hauptzahnrad
Couronne
スパーギア

Pinion gear
Ritzel
Pignon
ピニオンギア

Body
Karosserie
Carrosserie
ボディ

Tires
Reifen
Pneus
タイヤ

Brand
Hersteller
Marque
使用タイヤ

Compound
Mischung
Gomme
コンパウンド

Tire Diameter
Reifendurchmesser
Diamètre es pneu
タイヤ径

Notes
Notizen
Notes
メモ

Front
Vorne
Avant
フロント

Rear
Hinten
Arrière
リア

mm

mm

COLCHESTER

Address

Colchester Model Car Club CMCC
Easthorpe Road
Colchester
Essex CO5 9EZ
Co-Ordinance:
51.859974, 0.74847981

Website

<https://en-gb.facebook.com/groups/colchestermodelcarclub/>

Pitting

Open grassed pitting area with a large area for gazebo and tables and additional pitting. Compressor for car cleaning.

Toilets

Permeant Ladies and Gents on site.

Camping

Available both Friday and Saturday night by agreement with the club.

Catering

A burger van will be present on both days.

Places to Stay

Premier Inn: Colchester, CO1 9EL
Travelodge: Colchester, CO1 1EW

Track Site Directions

The track is accessed through the steel 5 Bar Gate, follow the unmade road for 250 meters passing the toilet block on the right hand side to the track.



Name
Nom
氏名

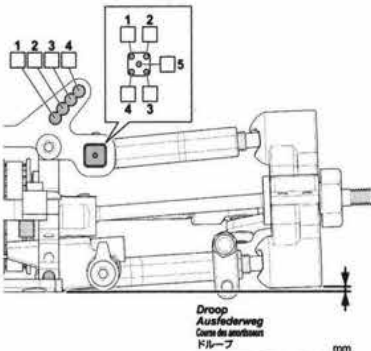
Date
Datum
日付

Track
Strecke
Piste
サーキット

Event
Veranstaltung
Événement
イベント

Track Condition
Streckenzustand
Conditions de piste
路面状況

Front
Vorne
Avant
フロント



Front Diff
Vordere Differential
Diff. avant
フロントダフ

Diff #
Spool
One-way

Wheel Hubs
Radnabe
Moyeu
ホイールハブ

4 mm (#72044)
5 mm (STD)
6 mm (72036)

Wheel Spacer
Scheibe
Espaceur
ホイールスペーサー

mm

Tread
Profil
Bande de roulement
全幅

mm

Ride Height
Bodenfreiheit
Garde au sol
懸高

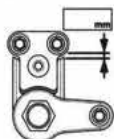
mm

Camber Angle
Sturz
Angle de carrossage
キャンバー角

OG
1G

Toe Angle
Vorspur
Angle de pincement
トー角

Sway Bar
Stabilisator
Barre antiroulis
スタビライザー



Droop
Ausfederweg
Course de sensfon
ドループ

mm

Shocks
Dämpfer
Amortisseurs
ショック

Oil wt.
Ölviskosität
Grade huile
オイル番号

Piston
Kolbenplatte
Piston
ピストン

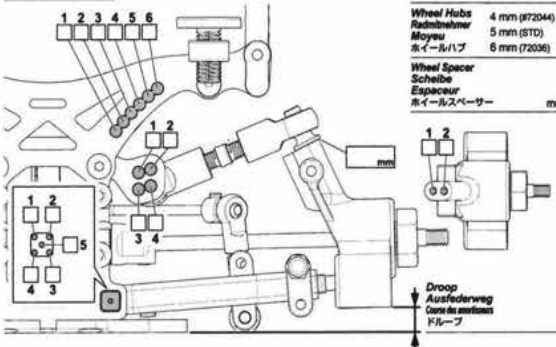
mm
1 2 3 Holes

Bladder
Dampfmembran
Couplette
ブラダ

Spring
Feder
Ressorts
スプリング

Notes
Notizen
Notes
メモ

Rear
Hinten
Arrière
リア



Rear Diff
Hintere Differential
Differential arrière
リアダフ

Wheel Hubs
Radnabe
Moyeu
ホイールハブ

4 mm (#72044)
5 mm (STD)
6 mm (72036)

Wheel Spacer
Scheibe
Espaceur
ホイールスペーサー

mm

Tread
Profil
Bande de roulement
全幅

mm

Ride Height
Bodenfreiheit
Garde au sol
懸高

mm

Camber Angle
Sturz
Angle de carrossage
キャンバー角

OG
1G

Toe Angle
Vorspur
Angle de pincement
トー角

Sway Bar
Stabilisator
Barre antiroulis
スタビライザー

1.7 1.9
2.1 2.3

Rear Wheel Base

リアホイールベース

Short
Long

Droop
Ausfederweg
Course de sensfon
ドループ

mm

Shocks
Dämpfer
Amortisseurs
ショック

Oil wt.
Ölviskosität
Grade huile
オイル番号

Piston
Kolbenplatte
Piston
ピストン

mm
1 2 3 Holes

Bladder
Dampfmembran
Couplette
ブラダ

Spring
Feder
Ressorts
スプリング

Notes
Notizen
Notes
メモ

Clutch Shoes
Kupplungsbacke
Massons d'embrayage
クラッチシュー

Clutch Spring
Kupplungsfeder
Resort d'embrayage
クラッチスプリング

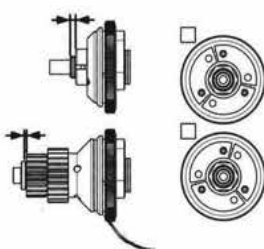
Adjust Nut
Einstellmutter
Ecrou de réglage
アジャストナット

mm

Gap
Lücke
Espacement
クリアランス

mm

Notes
Notizen
Notes
メモ



Engine
Motor
Moteur
エンジン

Spur gear
Hauptzahnrad
Couronne
スパーギア

Pinion gear
Ritzel
Pignon
ピニオンギア

Body
Karosserie
Carrosserie
ボディ

Tires
Reifen
Pneus
タイヤ

Front
Vorne
Avant
フロント

Rear
Hinten
Arrière
リア

Brand
Hersteller
Marque
使用タイヤ

Compound
Mischung
Gomme
コンパウンド

Tire Diameter
Reifendurchmesser
Diamètre es pneu
タイヤ径

mm

Notes
Notizen
Notes
メモ

mm

mm

HALIFAX

Address

Halifax Track
Stainland Road, Halifax West Yorkshire, HX4 8LS

Website

www.halifaxtrack.co.uk

Contact

John Russell
07762 092512 • john.russell@brca.org

Pitting

Fully covered pitting area with benches, tables and mains electric. Compressor in pitting area. Site open from 14:00 Friday but track closed

Toilets

Toilet block with separate gents, ladies and disabled toilets

Camping

Available through the club. Available Friday and Saturday night, £7.50 per night

Catering

Cafe on site hot and cold drinks and hot & cold food available.

Places to Stay

Premier Inn: Halifax South, HX30QT

Travelodge: Halifax, HX3 5AY

Holiday Inn: Brighouse, HD6 4HW



Name
Nom
氏名

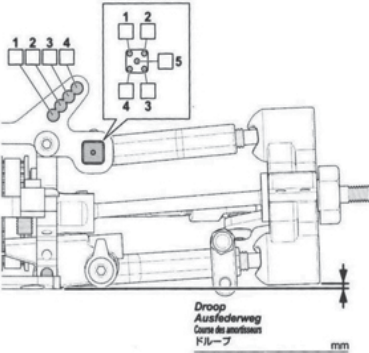
Date
Datum
日付

Track
Strecke
Piste
サーキット

Event
Veranstaltung
Événement
イベント

Track Condition
Streckenstatus
Conditions de piste
路面状況

Front
Vorne
Avant
フロント



Front Diff
Vordere Differential
Diff. avant
フロントデフ

Diff #
Spool
One-way

Wheel Hubs
Radnabe
Moyeu
ホイールハブ

4 mm (#72044)
5 mm (STD)
6 mm (72036)

Wheel Spacer
Scheibe
Espaceur
ホイールスペーサー

mm

Tread
Profil
Sende de roulement
全幅

mm

Ride Height
Bodenfreiheit
Garde au sol
駆高

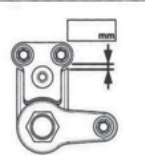
mm

Camber Angle
Sturz
Angle de carrossage
キャンバー角

OG
1G

Toe Angle
Vorspur
Angle de pincement
トー角

Sway Bar
Stabilisator
Barre antiroulis
スタビライザー



Droop
Ausfederweg
Course de assis
ドループ

mm

Shocks
Dämpfer
Amortisseurs
ショック

Oil wt.
Ölviskosität
Grade huile
オイル番号

Piston
Kolbenplatte
Piston
ピストン

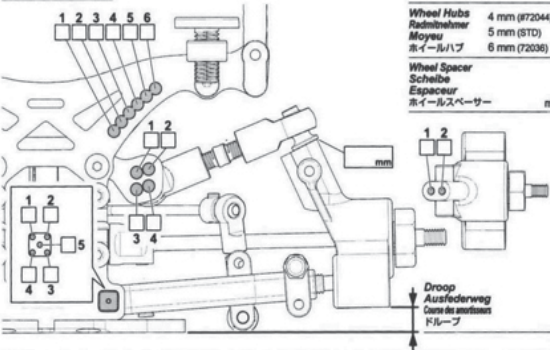
mm
1 2 3 Holes

Bladder
Dämpfmembran
Coupelle
ブラダー

Spring
Feder
Ressorts
スプリング

Notes
Notizen
Notes
メモ

Rear
Hinten
Arrière
リア



Rear Diff
Hintere Differential
Différentiel arrière
リアデフ

Wheel Hubs
Radnabe
Moyeu
ホイールハブ

4 mm (#72044)
5 mm (STD)
6 mm (72036)

Wheel Spacer
Scheibe
Espaceur
ホイールスペーサー

mm

Tread
Profil
Sende de roulement
全幅

mm

Ride Height
Bodenfreiheit
Garde au sol
駆高

mm

Camber Angle
Sturz
Angle de carrossage
キャンバー角

OG
1G

Toe Angle
Vorspur
Angle de pincement
トー角

Sway Bar
Stabilisator
Barre antiroulis
スタビライザー

1.7 1.9
2.1 2.3

mm

Rear Wheel Base

リアホイールベース

Short
Long

Droop
Ausfederweg
Course de assis
ドループ

mm

Shocks
Dämpfer
Amortisseurs
ショック

Oil wt.
Ölviskosität
Grade huile
オイル番号

Piston
Kolbenplatte
Piston
ピストン

mm
1 2 3 Holes

Bladder
Dämpfmembran
Coupelle
ブラダー

Spring
Feder
Ressorts
スプリング

Notes
Notizen
Notes
メモ

Clutch Shoes
Kupplungsbacke
Massons d'embrayage
クラッチシュー

Clutch Spring
Kupplungsfeder
Resort d'embrayage
クラッチスプリング


Adjust Nut
Einstellmutter
Ecrou de réglage
アジャストナット

mm

Gap
Lücke
Espacement
クリアランス

mm

Notes
Notizen
Notes
メモ



Engine
Motor
Moteur
エンジン

Spur gear
Hauptzahnrad
Couronne
スパーギア

Pinion gear
Ritzel
Pignon
ピニオンギア

Body
Karosserie
Carrosserie
ボディ

Tires
Reifen
Pneus
タイヤ

Front
Vorne
Avant
フロント

Brand
Hersteller
Marque
使用タイヤ

Compound
Mischung
Gomme
コンパウンド

Tire Diameter
Reifen Durchmesser
Diamètre es pneus
タイヤ径

mm

Notes
Notizen
Notes
メモ

10th
IC CIRCUIT
SECTION
2020
CONSTRUCTION
& PROCEDURES
RULES



1. 1-10IC CIRCUIT CONSTRUCTION RULES

- 1.1 All cars must have a de-clutching device and have an operating brake capable of stopping the car and holding the car motionless with the engine running.
- 1.2 The front bumper must be fitted to the car to the same shape of the bodyshell and material as supplied in any standard kit car. The bumper must not protrude outside the body nor shall it be cut down beyond the shape of the body. It should be constructed as to minimise injury that may result from being hit by a car.
- 1.3 The car may be substituted during the race meeting if the heat or final is declared wet by the race director. The wet car must have been identified and marked as a wet car prior to the meeting start, cars may not be changed once any heat or final has started.
- 1.4 Gearboxes up to two-speed only shall be used in all classes.
- 1.5 Fully independent suspension will be allowed in all classes.
- 1.6 The engine must be fitted with an unmodified exhaust system from the BRCA approved list.
- 1.7 Fuel tank, fuel tube, and any external fuel filters are not to exceed a total capacity of 75CL, and no loose inserts in the tank are allowed. It is up to the driver to check that they do not infringe this rule prior to racing. If the car's total capacity is found to be above this figure the driver will be disqualified from that heat or final.
- 1.8 All wheels/tyres are not to protrude outside of the bodyshell.
- 1.9 All types of tyre additives are prohibited from use in all classes anybody willfully found using additives will be disqualified from the day's racing.
- 1.10 An air intake silencer (e.g. approved INS box) must be fitted to the carburettor air-intake of all engines, with no internal modifications except for a 3mm hole at the base of the unit to allow water to drain. If the meeting is declared wet a substitute air filter may be used.
- 1.11 All entrants in 1/10th IC National events must use a personal transponder compatible with the electronic race control equipment.
- 1.12 The engines for both classes may be of any configuration and construction with front rotary valve two-stroke air-cooled induction type, with standard 1/4 UNF or conical (turbo) glow plugs permitted.

- 1.13 No form of forced induction or any form of variable port timing is allowed. One additional gap or slit in the bottom (or skirt) of the piston is allowed. Additional slits or holes in the liner are allowed as long as they do not extend beyond the top of the piston when it is at the lowest point of the stroke. For the purposes of this rule, a hole is defined as being an aperture completely surrounded by material. Engine internal modifications are allowed as long as they are within the parameters of this rule.
- 1.14 Fuel may only contain Methanol, Oil/Lubricant and Nitro-Methane with maximum 16% nitro methane content. Verifying this fuel will be done using a floater called Nitromax 16, which is commercially available. Any driver using fuel found to be illegal will be disqualified from the race in question. If a driver is found to use illegal fuel on a second time at the same meeting he or she will be disqualified from the meeting.
- 1.15 All measurements referred to in these sections are minimum or maximum values. All measurements for the motor dimensions are to be considered with 2 digits behind the decimal point, all other measurements 1 digit behind the decimal point. Measurements must be within their maximum or minimum values under all circumstances.
- 1.16 Minimum weight limits in both classes shall include a personal transponder and the tank be empty of fuel. If the weight is found to be under the minimum weight, the driver will be disqualified from the heat of final.

2. SPORTS GT CLASS TECHNICAL RULES

- 2.1 ENGINES
Maximum engine capacity of 0.15 cu in (2.5cc) allowed.
- 2.2 WEIGHT LIMITS
Cars must weigh a minimum of 1700grams.
- 2.3 CHASSIS/BODY DIMENSIONS
Wheelbase - 280mm max.
Overall length (incl. Wing) - 490mm max.
Overall width (with body) - 250mm max.
- 2.4. BODYSHELLS
Bodyshells are to be 1/10th scale type GT. The body will have a closed cockpit with front windscreen and side windows. All windows must remain transparent. No open cockpit bodies are allowed, shells must be commercially available. No performance aids or additional spoilers are to be fitted to the bodies apart from one rear wing or as

supplied as part of the body. If the meeting is declared 'wet' the bodyshell may have additional waterproofing aids made of a flexible material added/fixed inside the shell only.

2.5 WINGS

Rear wing Cord Width End plate
55mm 233mm 55mm x 25mm

2.6 TYRES AND RIMS

All dimensions in mm.

	Max dia	Max width
Front wheels	51mm	33mm
Rear wheels	51mm	51mm
Front tyres	75mm	33mm
Rear tyres	80mm	51mm

NB. A tolerance of a further 1.0mm is allowed for tyre and wheel width.

3. 200MM TECHNICAL RULES

3.1 ENGINES

Maximum engine capacity of 0.12 cu in (2.11cc) is allowed with maximum of four (4) ports including the exhaust port. The carburettor shall have a maximum throat diameter of 5.50 mm.

3.2 WEIGHT

Cars must weigh a minimum of 1650grams.

3.3 CAR DIMENSIONS

Wheel base:

Min (mm) 230.00 Max (mm) 270.00

Width without body:

Min (mm) 170.00 Max (mm) 200.00

Length inc. body and wing:

Min (mm) 360.00 Max (mm) 460.00

Height to the top of the roof measured with a 10mm spacer under the chassis plate on level. Min (mm) 120.0 Max (mm) 175.00

Wing cord inc. gurney strip (if fitted) 55.00

Side dams: width 50.00

Side dams: height 35.00

Wing overhang (at rear) 10.00

3.4 BODIES

200mm Touring Class any commercially available bodyshell intended for 200mm 'Touring cars' is allowed, provided the engine is contained within the bodyshell, and it satisfies the dimensions in rule 3.3. The rear of the body may not be cut higher than 50.00mm measured with a 10.0mm spacer under the chassis plate on a level. The body must be made from a flexible material and be painted properly. All windows must remain clear or be semi-transparent. Details of all front and rear lights, grills, air intakes and windows must be clearly contrasted from the

surrounding paintwork. No parts of the car except the muffler outlet may protrude outside of the bodyshell when viewed from above. No parts of the car except the antenna, body posts and transponder may protrude outside of the bodyshell when viewed from the side. If the meeting is declared 'wet' the bodyshell may have additional water proofing aids made of a flexible material added/fixed inside the shell only.

3.5 CUT OUTS

One cooling hole in the front windscreen, max 60.0mm diameter.

A hole is allowed directly above the engine cooling head for glow plug access with a max diameter of 35.0mm. A re-fueling hole may be cut in the roof, max diameter 50.0mm; the centre of this hole must be the centre of the fuel filler cap viewed from above. Note cooling hole in front windscreen and re-fueling hole may not be combined. Minimum distance between holes of 5.0mm. Both front side windows and the rear window can be removed for ventilation. The rear side windows must remain intact. Small holes can be made for the body posts, transponder, carburettor adjustment and radio antenna, max 10.0mm. The hole for the exhaust pipe must be of reasonable size. No other holes are permitted.

3.6 WINGS AND SPOILERS

One wing and one spoiler may be mounted to any car (if the original full size car had more it is allowed to do the same). Wings and spoiler must be made from a flexible material. Wing and spoiler may not be fixed to the body with piano wire. It must be mounted to the body directly. Wing and spoiler must not protrude outside the maximum height and width of the body (including side dams). The height of the wing may be adjusted but the wing including side dams must not extend higher than the roofline. Rear wings must be mounted in the same place as was intended by the body manufacturer. The overhang must not exceed 10mm at the furthest point to be measured from the most rear point of the body. Side dams may be fitted but must be a reasonable representation of those fitted to the original car. They must fit in a rectangle with the measurements defined above in 3.3 and must not project above the height of the roofline. Wings (excluding side dams) are to be of single moulded construction (no flat packs/bend your own). Any Gurney strip (if fitted) must not exceed the

width of the wing. The Gurney strip must not have an edge more than 5mm high.

3.7 BUMPER

The front bumper must follow the body contour and must be constructed so as to minimise injury that may result from being hit by a car. The bumper must be made from foam rubber or a flexible plastic material.

3.8 AERIAL

The aerial must be flexible. Carbon, metal etc. aerials are not allowed.

3.9 TYRES

Tyres must be black except for writing on the sidewalls. Foam and/or rubber tyres can be used. Treatment of the tyres with additives is prohibited. Anyone found to be using additives will be disqualified from the meeting and have a one year ban from the section. Wheels must be fixed by a screw or nut.

Quick - change wheel systems are not allowed. No automatic systems to change the wheels allowed (just manpower).

3.10 TRANSMISSION

4wd and 2wd cars can be used without any technical restriction. The use of separate front wheel brakes except through the transmission is not allowed. Locking of one way bearing is allowed.

3.11 ROLLBARS

Rollbars (roll-over bars) on Touring Car classes must be kept under the body.

3.12 DRIVER AIDS

It is not allowed to use any electronic device for traction and/or braking control.

3.13 ROLLBARS

Rollbars (roll-over bars) on Touring Car classes must be kept under the body.

3.14 DRIVER AIDS

It is not allowed to use any electronic device for traction and/or braking control.

4. GT8 NITRO TECHNICAL RULES

4.1 All cars must be a reasonable likeness to a full-size GT car.

4.2 All cars must have a de-clutching device and must have brakes capable of holding the car motionless with the engine running.

4.3 Any part of the car may be changed during the race except the chassis, which may only be changed by permission of the committee.

ENGINE / FILTERS/SILENCERS

4.4 Engine capacity shall not exceed .21 and engines may not have more than 5 ports.

4.5 Engines must be fitted with an approved INS box type air filter, modifications to INS boxes will only be allowed for wet weather use.

4.6 Engines must be fitted with a suitable silencer/muffler, preferably one made by the same manufacturer as the engine being used, all exhaust outlets must point horizontally or below, and must be able to meet EFRA approved noise levels for racing purposes.

FUEL SYSTEM

4.7 Fuel tank capacity (including tank and any or all fuel pipes/filters) shall not exceed 150cc.

4.8 Fuel used shall have a maximum of 25% by volume of nitro methane, and all fuels shall only contain Methanol/nitro methane and lubricating oil.

TYRES AND WHEELS

4.9 Tyres and wheels used must only be of commercially available types, made for GT8 type cars, and must be of rubber slick or treaded type and must display original identification marks.

DRIVE SYSTEM AND WEIGHT

4.10 All cars must be of shaft drive construction (no belt drive systems to be used) and must be 4WD.

4.11 Minimum weight of the car with everything included (except fuel) shall be no less than 3500 grams.

BODYSHELLS / WINGS

4.12 All bodies used must be of reasonable likeness of a full-size GT racing car, must not be modified by adding aerodynamic aids or parts not originally supplied by the manufacturer, unless for specific strengthening with materials of a similar type (no metal to be used).

4.13 A rear wing may be used on the car, where possible the one supplied with the body, if this is not suitable another one may be used, but maximum width shall be no greater than 300mm, chord shall be a maximum of (including a gurney flap if used) be no more than 65mm, and height shall be no more than 175mm with the car on a flat surface.

4.14 Holes in the body shell shall be limited to fuel tank and needle valve access, a hole of maximum 60mm (6sq.cms.) may be cut into the front windscreen for cooling purposes, also the side windows maybe cut or removed to aid cooling or refuelling.

4.15 An original plastic or foam bumper must be used at all times. It must be fitted on the front of the cars chassis.

THESE CONSTRUCTION/OPERATING RULES HAVE BEEN FORMULATED FOR RACING OF THE GT8 NITRO CLASS AT BRCA SANCTIONED MEETINGS AND MAY DIFFER IN SOME WAYS TO RULESUSED IN OTHER COUNTRIES & ORGANISATIONS.

IF YOU DECIDE TO RACE OUTSIDE OF THE UK OR AT A GP YOU MAY NEED TO ALTER YOUR CAR TO SUIT OTHER RULES IN FORCE. THESE RULES ARE COMPOSED ON THE PRETEXT THAT ("IF IT DOESN'T SAY YOU CAN, YOU CANNOT"). IF YOU NEED CLARIFICATION OR INTERPRETATION OF ANY RULE PLEASE ASK THE COMMITTEE.

5. GT8 ELECTRIC TECHNICAL RULES

5.1 BATTERIES:

Lithium batteries to be used with a nominal voltage of no more than 15.2volts. Any commercially available battery pack up to 4S that has been homologated by the BRCA. Max charge cut off voltage 16.8volts (4S.) All batteries fitted inside the cars must be the same manufacturer and the same part number. All batteries must be charged in lipo sacks (anybody found not doing this will be asked to leave the meeting on safety grounds).

5.2 MOTORS:

Brushless motors less than 2800kva Motor must have a 5mm pinion shaft. Reverse on speed controller must be disabled.

5.3 TYRES:

Rubber tyres only (NO FOAM TYRES) Must be commercially available with manufacture sticker on the inside of the wheel. 7mm hex only on the wheels. Quick change wheels are not allowed. Tyre cleaning allowed (but tyre additive is not allowed).

5.4 CHASSIS:

No carbon chassis allowed. Must be 4WD shaft drive (NO BELTS). No center diff allowed Front and rear diffs must be geared diffs that you add silicone oil to (NO BALL DIFFS ALLOWED). Chassis plate must have min 5 degree kick up at the front (MIN 30MM FRONT GEARBOX/WISHBONES MUST BE FITTED ONTO THE KICK UP AREA) Weight (min 3500kg).

5.5 BODYSHELL:

Bodyshell must be commercially available. Rear wing width (MAX 310MM). Wing chord (MAX 79MM). Wing end plates (MAX 40MM X 79MM).

Wing height to be no more than 200MM from ground level when chassis plate is on a 30MM block.

PROCEDURES

1. 1-10 IC CIRCUIT

- 1.1 Races will be called BRCA 1/10th I.C. Circuit. Controlled practice sessions to be held between 2pm & 5pm on the Saturday. Marshals required.
 - 1.2 A six minute practice run for all competitors before the start of qualification in heat order at Race Director's discretion.
 - 1.3 Where possible four rounds of heats will be run. This will be at the Race Director's discretion. Heats will be of 4 minutes duration with a minimum of two minutes warmup for the 1/10 classes. GT8 Nitro heats will be 5mins duration with a minimum of 2 minutes warmup. GT8 Electric heats will be 5mins duration with a minimum of 1 minute warmup.
 - 1.4 Heats will be started using a rolling, staggered start.
 - 1.5 Cars are assumed to be running before the start in the 'warm-up' period between heats. The drivers will be warned of the start of the race 1 minute and again 30 seconds before the start.
 - 1.6 A car's race time will start the first time that car crosses the timing loop after the start has been signalled. The car's race time must only be started by the car's transponder unless it has not completed a full lap when the race time clock is at 30 seconds, at which point all un-started clocks will start.
 - 1.7 After failure to make the start or on any re-starts during a heat the car must enter the track from the pit lane exit.
 - 1.8 Heats in qualifying will comprise 10 cars where possible. If this produces a 'first heat' with so few cars that marshal provision for the next race is impractical, all heats will be adjusted in size so as to produce an even number of cars in all heats.
- ### **2. SERIES POINTS**
- 2.1 The Series should consist of 6 rounds with 5 to count. Rounds to be 1 per month between April & September.

Finals: The winner of the A Final will receive 100 points, 2nd place in the A Final will receive 99 points and so on down to 10th place in the J final who will receive 1 point. All further drivers will receive 1 point. Only

drivers who complete at least one lap will be awarded their points for the Final.

- 2.2 The driver who achieves the fastest time in qualifying (FTD) will be awarded one extra point.
- 2.3 In the event of a points tie, the winner will be decided on count back. The competitor with the most event wins will be victorious, if this leaves them still tied, the competitors' highest points scores will be compared, then the next highest, then the next etc. until one competitor emerges with a better result. If all results are identical a tie will be declared.
- 2.4 If finals cannot be run due to extreme weather, points will be awarded on qualifying positions.

3. FINALS

- 3.1 Echelon or Grid starts will be used for all finals in BRCA 1/10th IC Circuit events. The minimum distance between the cars on the grid should be 3 metres.
- 3.2 Finals in all classes will be A-Z type format with qualifying by FTQ.
- 3.3 The A final Nitro will be of 30 minutes duration.
- 3.4 All other Nitro finals will be of 25 minutes duration.
- 3.5 GT8 Electric Finals will be 2 or 3 6 minute finals with 1 minute warm up. Points will be awarded as follows. 1 point for 1st place and up to 10 points for 10th place. The scores for each final will be added together and the lowest score wins the meeting.
- 3.6 Cars must cross the finishing line under their own power to be counted.
- 3.7 Note. The duration of the finals may be subject to variation on the day as decided by the committee members in attendance.
- 3.8 In addition to Drivers and Marshals, all Mechanics must have a current BRCA License.
- 3.9 In wet weather conditions the meeting will continue as normal and will not be cancelled unless extreme problems arise.
- 3.10 All cars are to join the circuit from the Pit Lane at all times, except for the start of the final, which will be from the designated starting grid. If a car fails to start from its designated grid position, then a stop and go penalty will be applied unless car has started from pit lane. Should a car leave the circuit for any reason, and rejoin the track in such a way as to gain an advantage, the competitor will receive a 'stop and go' penalty at the Race Official's discretion.

- 3.11 All Nitro cars must be re-fuelled behind the Pit Lane Board during Qualifying and Finals at all circuits.

4. SAFETY

- 4.1 All Motor Sport, even Model Car Racing, is potentially dangerous. Competitors MUST consider the safety of Marshals, Spectators, and other drivers at all times. Pay particular attention to the presence of Marshals and pitmen within the track area, particularly during warm-up before the start of a qualifying heat or final.
- 4.2 Marshals must consider their own safety above the need to retrieve a stranded car. Do not step out into the track without checking it is clear. Take great care when moving to or from your Marshal point between heats. Stay behind any protective shields/fencing provided at your Marshal point unless you need to marshal a car.
- 4.3 Competitors must take note of safety announcements from the Race Director during the drivers briefing and at other times. Race Control will attempt to warn you if marshals are on the track, but be alert at all times to the possible presence of marshals on the racing line.
- 4.4 The Race Director or the Safety Officer will stop all racing if lightning is seen in the area. Racing will be suspended until such time that the Safety Officer gives clearance to continue. Any part completed races will be re-run at the discretion of the Race Director.
- 4.5 Under no circumstances will anyone under the age of 16 years old be allowed into the track area, with the exception of the Pit Lane. Any driver under 16, who has entered the race meeting, MUST provide a substitute marshal. If a driver cannot provide a substitute marshal, then they must report it to the race organiser/Steward.
- 4.6 All drivers and pit persons must supply and wear a yellow high visibility vests at all times within the track area.

5. GENERAL

- 5.1 All interference claims and any protests must be referred to the Steward. The Race Director, in consultation with the Steward will agree any subsequent action. All direct approaches to the Race Director or Timekeeper will be ignored.
- 5.2 Any driver claiming interference must switch off and see the Steward WHILE THE RACE IS STILL IN PROGRESS. The Steward will use

the following guidelines. To ensure continuity no qualifying heat will be stopped unless the Steward is satisfied that two or more drivers have detectable interference.

- 5.3 The Driver's Briefing will be held before Timed Practice on the Saturday afternoon. The Steward will aim to provide each competitor with TWO heats free from extraneous interference. The Steward will check interference possibilities with all drivers before the start of Finals and these races will not be stopped unless the Steward and the Race Director are satisfied that on site interference is occurring. A driver claiming interference must switch off and report to the Steward immediately.
- 5.3 At the discretion of the Race Director, any competitor found with equipment causing on site interference will be disqualified.
- 5.4 The Steward and Race Director will also monitor driving standards and competitors behaviour. They have the following penalties for use at their discretion; 1 A Verbal warning which will be announced over the PA. 2 Stop and go penalty (in the stop go box), 3 A 5 second Stop and go (in the stop go box), 4 A one lap penalty and or disqualification. A fifth offence the Steward or Race Director will disqualify the driver from the days racing. The Steward or Race Director may disqualify without warning where they considers the infringement or misbehaviour to warrant such a penalty. As a guide line to the drivers the following driving standards are expected: Slower cars are to give way to the faster cars and drivers of the slower cars should call his attention while moving off line. Any deliberate collisions from behind with an on line car at a corner (T-BONING) will be regarded as unacceptable practice.
- 5.5 Any driver not fulfilling their marshalling obligations during qualifying will be penalised by a 10 second penalty at the race director's discretion. Drivers, who fail to marshal their final without notifying the Race Director, will lose their highest score for the series for the current year. Drivers must arrange for a BRCA licensed member who is a competent person as a substitute if they are unable to marshal for any reason.
- 5.6 Unless Race Director considers special needs apply.
- 5.7 Drivers to marshal the heat following the one in which they raced, except for the last heat drivers who will marshal heat one.
- 5.8 Drivers of the last final will marshal for the first final.
- 5.9 All other finalists will marshal the final following the one in which they have raced.
- 5.10 Marshals are to retrieve inoperative cars from the track and leave them for collection by the mechanics only. Where a car stops on the infield then the marshal is to retrieve the car and place it on the outside of the track at the nearest point without crossing the track as appropriate. Mechanics are only allowed to retrieve their cars from the track by walking around the track to the appropriate marshal point. They are not allowed to cross over the track when the race is in progress or during warm up. If a car stops inside the track the marshals will be the only people allowed to retrieve the car and place it on the nearest point on the external part of the track. Any mechanics found crossing the track will have their driver appropriately penalized as felt fit by the Race Director.
- 5.11 Only two mechanics (one may be the driver) per car are allowed to attend the car in the pit lane at any time. More than two mechanics will cause the driver to lose their fastest time of the day, or receive last place points in their final. Repeated offences will cause the driver to be disqualified from the day's meeting. The only other people allowed in the pits will be officials and BRCA 1/10 IC committee members.
- 5.12 Where a driver wishes to appeal against a decision made against them, they alone must appeal to the Race Steward within 10 minutes of the end of the last final. An adult may represent any driver under the age of 16. The committee's decision on the day will be final.
- 5.14. At the completion of each race, a random selection of cars may be scrutineered to check their compliance with the construction rules.
- 5.15 A BRCA Section Officer or the Race Steward may inspect any entrant's car at any appropriate time to cover any or all, applicable specifications. It is the driver's responsibility to make sure his/her car is within the specifications at all times.
- 5.16 Rules must be applied as they are printed in the BRCA Handbook. Where a Section Rule conflicts with BRCA General Rules, the section rule will be removed from the regulations.
- 5.17 Up to two drivers per heat to do scrutineering and not marshal the next heat after their race.

No driver under sixteen to do this task. These Drivers cannot fail a car but must call the Chief Scrutineer or a BRCA Official to make sure the car has failed.

- 5.18 With the agreement of the Host Club, a liquid of a sugary kind will be sprayed onto the track at the start of the weekend.
- 5.19 Any entries received after 21:00 on the Tuesday preceding each event will be considered 'on the day' entries and will only be accepted if space is available. 'On the day' entries will incur a £5 surcharge. No entries will be accepted after 'Drivers Briefing' has been called.
- 5.20 The Committee has the authority to amend any rule during the season if circumstances indicate that the rule is detrimental to the section, with the agreement of the majority of the drivers.

6. INTERNATIONAL TEAM SELECTION

- 6.1 The British team for future European or World Championships is to be selected by the committee. Preference will be given to drivers who have competed in the national series from the previous year.

7. RADIO CONTROL EQUIPMENT

- 7.1 It is the responsibility of ALL drivers to ensure that their equipment does not cause interference to others.
- 7.2 Drivers must be able to provide a total of at least four alternative frequencies and they must be legal as specified in the BRCA handbook.
- 7.3 Under no circumstances shall a transmitter be taken on to the track.
- 7.4 The Race Director must approve all frequency changes.
- 7.5 Where frequencies conflict in the finals, the fastest qualifier shall choose providing it is possible for the slower qualifiers to change to the available frequency.



NOTES

Elite RC Racing

OFFICIAL UK DISTRIBUTOR FOR SERPENT ONROAD CARS



elite power
RACING FUEL
16% & 25% Available



contact
RC RACING TYRES



Email contact@eliterc-online.co.uk Tel 01422 373010

www.eliterc-online.co.uk

ON YOUR MARKS,

GET SET, SUBSCRIBE!

GET RACER DELIVERED THROUGH YOUR DOOR AND SAVE UP TO

47% + A FREE GIFT



**SUBSCRIBE TODAY - GET 12 ISSUES FOR £27
& GET THE BEGINNERS GUIDE TO RC CARS WORTH £11.95 FREE!!!**

www.rcracer.com



Follow us on Facebook
facebook.com/rcracermagazine

Follow us on Twitter

[@rcracermagazine](https://twitter.com/rcracermagazine)



01525 222573



www.doolittlemedia.com



enquiries@doolittlemedia.com



Image courtesy of www.neo-buggy.net

Available on the
App Store

Google play

